INVEST IN THE FUTURE

CHARGE

CHARGERS - BATTERY SUPPORT UNITS - BOOSTERS - STARTERS
TESTERS - PORTABLE ENERGY - JUMPER CABLES - EV CHARGING - ACCESSORIES

2025 A

A solid manufacturing group

900 people

C1+
Credit Rating
Banque de France

€ 140 000 000

55 000 m²
2 factories

FRENCH MANUFACTURER
SINCE 1964

A family company

Nicolas & Bruno
Bouygues

Global coverage

125 countries

3 catalogues

3 500+ references

- MMA/SMAW
- TIG/GTAW
- MIG-MAG/GMAW-FCAW
- Plasma cutting
- Induction heating
- Stud welding
- Spot welding
- Accessories
- Protection
- Consumables

- Spot welding
- Dent pulling
- MIG-MAG/GMAW-FCAW
- Plasma cutting
- Induction heating
- Riveting
- Lifting
- Bodyshop tools

- Chargers
- Battery support units
- Boosters
- Starters
- Testers
- Portable energy
- Jumper cables
- EV charging
- Accessories

GYS FRANCE - HEADQUARTERS
Laval

GYS LOGISTIC CENTER
Laval

GYS GERMANY
Aachen

GYS U.K.
Rugby

GYS CHINA
Shanghaï

GYS ITALIA
Venezia

GYS IBERICA
Madrid

Table of contents

CHARGERS & BATTERY SUPPORT UNIT ..... 6 › 47
STARTERS & CHARGERS ..... 48 › 51
BOOSTERS ..... 52 › 70
ACCESSORIES ..... 71 › 87

GYS

THEY TRUST US

ILS NOUS FONT CONFIANCE

LAND ROVER
JAGUAR
MERCEDES
smart
VOLKSWAGEN GROUP
BMW
MINI
ROLLS ROYCE

CHARGERS & BATTERY SUPPORT UNIT

6 - 12 - 16 - 24 - 36 - 48 V

GYSFLASH

GYSFLASH Pb	6
GYSFLASH LITHIUM	9
GYSFLASH Pb / LITHIUM	10
GYSFLASH ON BOARD	18

CONVERTER DC/DC

ENERGYS DC › DC CHARGER	19

BATTERY SUPPORT UNIT

GYSFLASH PRO	20
GYSFLASH PRO CNT	22
STARTFLASH	28
EQUALIZE MODE	30
CNT TECHNOLOGY & ACCESSORIES	34

MORE

ARTIC	40
ENERGY / TCB	41
CT / CA / WATTMATIC	42
BATIUM	44
DIAG-BATIUM	46
MULTICHARGE STATION	47

CHARGERS Pb

GYSFLASH TECHNOLOGY

SSM

Save and load settings. Automatic restart in case of power cut.

Mémorisation des réglages. Redémarrage automatique en cas de coupure électrique.

Einstellungsspeicherung. Automatisches Starten nach einem Netzausfall.

START STOP

Start/stop Engine :
Compatible with Start/Stop vehicles.
Compatible véhicules Start/Stop.
Geeignet für START-STOP- Fahrzeuge.

CAN BUS

Can Bus ready: compatible with Can Bus Technology, the Gysflash can be connected to the motorcycle 12V socket (cable is optional).

Can bus ready : compatible avec la technologie Can Bus, le Gysflash se branche directement sur la prise 12 V de la moto (câble en option).

Can-Bus Ready: Mit der Can-Bus Technologie kompatibel. Das GYSFLASH wird direkt an den 12V-Anschluss des Motorrads angeschlossen (Kabel optional).

Auto Recovery : Recovers deeply discharged (min 2V) and/or sulfated batteries.

Auto Recovery : Récupération des éléments des batteries profondément déchargées (mini 2V) et/ou sulfatées.

Auto Recovery: Wiederherstellung der Zellen bei tiefentladenen bzw. sulfatierten Batterien (min. 2V).

"Cold charge" mode: performance-enhancing charging mode for cold or freezing weather conditions.

Mode "Cold charge": optimisation des performances en cas de temps froid ou de gel.

«Cold Charge»-Modus: Leistungsoptimierung bei kaltem Wetter oder bei Frost.

Fitted with a highly sensitive sensor, Gysflash automatically adjusts the charge based on ambient temperature.

Équipé d'un capteur haute sensibilité, le Gysflash ajuste automatiquement les paramètres de charge en fonction de la température ambiante.

Ausgestattet mit einem hochempfindlichen Sensor stellt das GYSFLASH automatisch die Ladeparameter der Umgebungstemperatur entsprechend ein.

Power supply mode: Optimum floating charge, ideal for use during battery change to protect vehicle memory.
Also for when the vehicle is not in use for extended periods or for demonstration use.

Source d'énergie : mode de maintien optimal de l'état de charge. Idéal pour les véhicules en hivernage, de démonstration, ou pour le remplacement de batterie.

Energiequelle: Aufrechterhaltung des Batteriezustands. Ideal für Saison-, Austellungsfahrzeuge oder bei Batteriewechsel.

SMART CHARGE 7 STEP / 8 STEP

1. Status analysis
2. Recovery
3. Test desulfation
4. Desulfation
5. Fast charge 80%
6. Absorption
7. Refresh (for "8 step" only)
8. Floating 100%

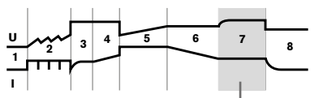

REFRESH 8 STEP

Rebalancing of the battery cells for greater longevity (not available on all models).

Rééquilibrage des cellules de la batterie pour plus de longévité (suivant modèle).

Regenerierung der Batteriezellen für eine längere Lebensdauer (je nach Modell).

YouTube
PLAYLIST
GYSFLASH

IP 65

WATER PROTECTION

GYSFLASH
1.12, 4.12, 6.12, 8.12, 12.12,
6 HERITAGE, 6.24, 9.24, 1.12 PL,
8.12 PL, 6.24 PL, 3.48 PL,
1.12 Lithium, 6.12 Lithium

12 V

GYSFLASH 1.12

1 A

GO > 7 V | SSM | START STOP | CAN BUS | 7 STEP

F FLASH Connector

029361
: 029514

GYSFLASH 4.12 & 4.12S

0.8/4 A

GO > 2 V | SSM | START STOP | CAN BUS | 7 STEP

F FLASH Connector



4.12
029422
: 029521

4.12S (110 V)
069190
072701
072817

GYSFLASH 6.12

0.8/6 A

GO > 2 V | SSM | START STOP | CAN BUS | REFRESH 8 STEP

F FLASH Connector

029378
: 029613

GYSFLASH 8.12

8 A

GO > 2 V | SSM | START STOP | REFRESH 8 STEP

029385
: 029545

GYSFLASH 12.12

12 A

GO > 2 V | SSM | START STOP | REFRESH 8 STEP

S SAE Connector

029392
: 029552

110 V

GYSFLASH 4.12 S
GYSFLASH 1.12 PL S

PATENTS REGISTERED NUMBERS
002280008 & 002279927
EUROPEAN TRADEMAR & DESIGN

DESIGN GYS FRANCE

MADE IN GYS CHINA

	50 / 60 Hz		Power	I_{charge}	V	Charge	Maintenance	Zz	Ondulation/ Ripple	Charging curve		IP			L × W × H cm / kg
GYSFLASH 1.12	220-240 V AC	1 m	18 W	**1 A**	**12 V**	2 › 32 Ah	2 › 100 Ah	<0.4 Ah/month	<150 mV Rms	IUoU	7 steps	IP 65	0.44 kg	13 × 8 × 3.8 cm	30 × 15.5 × 6 / 0.6
GYSFLASH 4.12 GYSFLASH 4.12S	220-240 V AC 100-127 V AC	2 m	70 W	**0,8/4 A**	**12 V**	1.2 › 90 Ah	1.2 › 130 Ah	<0.4 Ah/month	<150 mV Rms	IUoU	7 steps	IP 65	0.69 kg	17 × 9 × 5.1 cm	34.5 × 17.9 × 36.2 / 0.89
GYSFLASH 6.12	220-240 V AC	2 m	90 W	**0,8/6 A**	**12 V**	1.2 › 125 Ah	1.2 › 170 Ah	<0.4 Ah/month	<150 mV Rms	IUoU	8 steps	IP 65	0.77 kg	19 × 10 × 5.2 cm	36 × 19.5 × 7 / 1
GYSFLASH 8.12	220-240 V AC	2 m	130 W	**8 A**	**12 V**	15 › 160 Ah	15 › 240 Ah	<0.4 Ah/month	<150 mV Rms	IUoU	8 steps	IP 65	0.85 kg	19 × 10 × 5.2 cm	36 × 19.5 × 7 / 1
GYSFLASH 12.12	220-240 V AC	2 m	195 W	**12A**	**12 V**	20 › 250 Ah	20 › 330 Ah	<0.4 Ah/month	<100 mV Rms	IUoU	8 steps	IP 65	1.1 kg	22.1 × 11.1 × 5.8 cm	36.4 × 20 × 6.8 / 1.3

CHARGERS Pb

YouTube
PLAYLIST
GYSFLASH

GYSFLASH TECHNOLOGY

SSM

Save and load settings. Automatic restart in case of power cut.

Mémorisation des réglages. Redémarrage automatique en cas de coupure électrique.

Einstellungsspeicherung. Automatisches Starten nach einem Netzausfall.

START STOP

Start/stop Engine :
Compatible with Start/Stop vehicles.
Compatible véhicules Start/Stop.
Geeignet für START-STOP- Fahrzeuge.

CAN BUS

Can Bus ready: compatible with Can Bus Technology, the Gysflash can be connected to the motorcycle 12V socket (cable is optional).

Can bus ready : compatible avec la technologie Can Bus, le Gysflash se branche directement sur la prise 12 V de la moto (câble en option).

Can-Bus Ready: Mit der Can-Bus Technologie kompatibel. Das GYSFLASH wird direkt an den 12V-Anschluss des Motorrads angeschlossen (Kabel optional).

Auto Recovery : Recovers deeply discharged (min 2V) and/or sulfated batteries.

Auto Recovery : Récupération des éléments des batteries profondément déchargées (mini 2V) et/ou sulfatées.

Auto Recovery: Wiederherstellung der Zellen bei tiefentladenen bzw. sulfatierten Batterien (min. 2V).

Fitted with a highly sensitive sensor, Gysflash automatically adjusts the charge based on ambient temperature.

Équipé d'un capteur haute sensibilité, le Gysflash ajuste automatiquement les paramètres de charge en fonction de la température ambiante.

Ausgestattet mit einem hochempfindlichen Sensor stellt das GYSFLASH automatisch die Ladeparameter der Umgebungstemperatur entsprechend ein.

HERITAGE • 6/12V

GYSFLASH 6 HERITAGE

0.8/6 A

GO > 2 V | SSM | REFRESH 8 STEP

F FLASH Connector

029538

6/12/24V

GYSFLASH 6.24

0.8/6 A

GO > 2 V | SSM | START STOP | 7 STEP

F FLASH Connector

029460
: 029644

GYSFLASH 9.24

9 A

GO > 2 V | SSM | START STOP | REFRESH 8 STEP

S SAE Connector

029477
: 029651

SMART CHARGE 7 STEP / 8 STEP / 8 STEP LiFePO4

Pb

1. Status analysis
2. Recovery
3. Test desulfation
4. Desulfation
5. Fast charge 80%
6. Absorption
7. Refresh (for "8 step" only)
8. Floating 100%

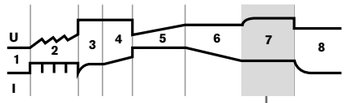

REFRESH 8 STEP

Rebalancing of the battery cells for greater longevity (not available on all models).

Rééquilibrage des cellules de la batterie pour plus de longévité (suivant modèle).

Regenerierung der Batteriezellen für eine längere Lebensdauer (je nach Modell).

LiFePO4 (LFP)

1. UVP Wake up - Status analysis
2. Recovery
3. Fast charge 90%
4. Absorption 95%
5. Test
6. Completion
7. Equalization
8. Floating 100%

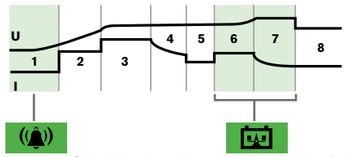

UVP Wake up (Under Voltage Protection)
Battery reactivation when in UVP protection.
Réactivation de la batterie en protection UVP.
Reaktivierung der Batterie mit UVP-Schutz.

Equalizing Balancing System
Balancing of the battery cells.
Équilibrage des cellules.
Ausgleich der Batteriezellen.

PATENTS REGISTERED NUMBERS 002280008 & 002279927 EUROPEAN TRADEMARK & DESIGN	50 / 60 Hz		Power	I_{charge}	V	Charge	Maintenance	Zz	Ondulation/ Ripple	Charging curve		IP			L × W × H cm / kg
GYSFLASH 6 HERITAGE	220-240 V AC	2 m	90 W	0,8/6 A	6/12 V	1.2 › 125 Ah	1.2 › 170 Ah	<0.4 Ah /month	<150 mV Rms	IUoU	8 steps	IP 65	0.77 kg	19 × 10 × 5.2 cm	36.5 × 19.4 × 7 cm / 1
GYSFLASH 6.24	220-240 V AC	2 m	130 W	0.8/6 A	6/12 V	1.2 › 125 Ah	1.2 › 170 Ah	<0.4 Ah /month	<150 mV Rms	IUoU	7 step	IP 65	0.85 kg	19 × 10 × 5.2 cm	36.5 × 19.5 × 7 cm / 1
				0,8/4 A	24 V	1.2 › 100 Ah	1.2 › 140 Ah								
GYSFLASH 9.24	220-240 V AC	2 m	190 W	9 A	6/12 V	18 › 220 Ah	18 › 300 Ah	<0.4 Ah /month	<100 mV Rms	IUoU	8 step	IP 65	1.1 kg	22.1 × 11.1 × 5.8 cm	36.5 × 19.5 × 7 cm / 1.3
				6 A	24 V	15 › 125 Ah	15 › 170 Ah								

DESIGN GYS FRANCE
MADE IN GYS CHINA

CHARGERS LiFePO4

12V

GYSFLASH 1.12 Lithium

1 A

GO > 7 V | SSM | CAN BUS | 8 STEP LiFePO4

F FLASH Connector

029675

GYSFLASH 6.12 Lithium

4/6 A

GO > 2 V | SSM | CAN BUS | 8 STEP LiFePO4

F FLASH Connector

029729

DESIGN GYS FRANCE MADE IN GYS CHINA	50 / 60 Hz		Power	I charge	V	Charge	Maintenance	Zz	Ondulation / Ripple	Charging curve		IP			L × W × H cm / kg
GYSFLASH 1.12 Lithium	220-240 V AC	1 m	18 W	1 A	12 V	0.5 › 20 Ah	0.5 › 50 Ah	<0.4 Ah/ month	<150 mV Rms	IUoU	8 step	IP 65	0.44 kg	13 × 8 × 3.8 cm	29.7 × 15 × 5.7 / 0.6
GYSFLASH 6.12 Lithium	220-240 V AC	2 m	90 W	4/6 A	12 V	1.2 › 125 Ah	1.2 › 170 Ah	<0.4 Ah/ month	<150 mV Rms	IUoU	8 step	IP 65	0.77 kg	19 × 10 × 5.2 cm	36.5 × 19.5 × 7 / 1

CHARGERS
Pb/LiFePO4

12 V

OPTION

Gysflash 18.12 PL, 30.12 PL, 20.12/24 PL, 10.36/48 PL

Magnetfix 20
026063

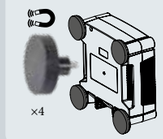



12 / 24 V

GYSFLASH 1.12 PL & 1.12 PL S

1 A

GO > 7 V | SSM | START STOP | CAN BUS | 7 STEP Pb | 8 STEP LiFePO4

1.12 PL
026902
: 027541

1.12 PL S (110 V)
070851
072794
072824

GYSFLASH 8.12 PL

1/4/ **8 A**

GO > 2 V | SSM | START STOP | CAN BUS | 7 STEP Pb | 8 STEP LiFePO4

069282

GYSFLASH 18.12 PL

7/12/ **18 A** | GO > 2 V

GO > 2 V | SSM | START STOP | t° | 7 STEP Pb | 8 STEP LiFePO4

026926

GYSFLASH 30.12 PL

7/15/ **30 A**

GO > 2 V | SSM | START STOP | t° | 7 STEP Pb | 8 STEP LiFePO4

029668
: 026070

GYSFLASH 20.12/24 PL

7/15/ **20 A**

GO > 2 V | SSM | START STOP | t° | 7 STEP Pb | 8 STEP LiFePO4

026049
: 027558

PATENTS REGISTERED NUMBERS 002280008 & 002279927 EUROPEAN TRADEMARK & DESIGN		50 / 60 Hz		Power	I_{charge}	V	Charge	Maintenance	Zz	Ondulation/ Ripple	Charging curve		IP			L × W × H cm / kg
DESIGN GYS FRANCE	GYSFLASH 1.12 PL	220-240 V AC	2 m	20 W	1 A	12 V	2 › 32 Ah (Pb) 0.5 › 20 Ah (LiFePO4)	2 › 100 Ah (Pb) 0,5 › 50 Ah (LiFePO4)	<0.4 Ah/ month	<150 mV Rms	IUoU	7 step (Pb) 8 step (LiFePo4)	IP 65	0,69 kg	17 × 9 × 5.1 cm	33 × 17.5 × 6 / 0.8
	GYSFLASH 1.12 PL S	100-127 V AC														
MADE IN GYS CHINA	GYSFLASH 8.12 PL	220-240 V AC	2 m	130 W	1/4/8 A	12 V	15 › 160Ah (Pb) 1.2 › 160 Ah (LiFePO4)	15 › 240Ah (Pb) 1.2 › 240 Ah (LiFePO4)	<0.4 Ah/ month	<150 mV Rms	IUoU	7 step (Pb) 8 step (LiFePo4)	IP 65	0,85 kg	19 × 10 × 5.2 cm	—
MADE IN FRANCE	GYSFLASH 18.12 PL	220-240 V AC	2 m	300 W	7/12/18 A	12 V	15 › 270 Ah (Pb) 7 › 270 Ah (LiFePO4)		<0.5 Ah/ month	<100 mV Rms	IUoU	7 step (Pb) 8 step (LiFePo4)	IP 31	1,55 kg	19 × 19 × 7.3 cm	30 × 22 × 9 / 1.9

PATENTS REGISTERED NUMBERS 002280008 & 002279927 EUROPEAN TRADEMARK & DESIGN		50 / 60 Hz		Power	I_{charge}	V	Charge	Maintenance	Zz	Ondulation/ Ripple	Charging curve		IP			L × W × H cm / kg
MADE IN FRANCE	GYSFLASH 30.12 PL	220-240 V AC	2 m	500 W	7/15/30 A	12 V	15 › 375 Ah (Pb) 7 › 375 Ah (LiFePO4)		<0.5 Ah/month	<150 mV Rms	IUoU	7 step (Pb) 8 step (LiFePo4)	IP 31	1,85 kg	19 × 19 × 7.3 cm	30 × 22 × 9 / 2.2
	GYSFLASH 20.12/24 PL	220-240 V AC	2 m	500 W	7/15/20 A	12 V	15 › 300 Ah (Pb) 7 › 300 Ah (LiFePO4)		<1 Ah/month	<150 mV Rms	IUoU	7 step (Pb) 8 step (LiFePo4)	IP 31	1,85 kg	19 × 19 × 7.3 cm	30 × 22 × 8.5 / 2.2
					7/15 A	24 V	15 › 240 Ah (Pb) 7 › 240 Ah (LiFePO4)									

CHARGER Pb/LiFePO4

GYSFLASH TECHNOLOGY

SSM

Save and load settings. Automatic restart in case of power cut.

Mémorisation des réglages. Redémarrage automatique en cas de coupure électrique.

Einstellungsspeicherung. Automatisches Starten nach einem Netzausfall.

START STOP **Start/stop Engine :**
Compatible with Start/Stop vehicles.
Compatible véhicules Start/Stop.
Geeignet für START-STOP- Fahrzeuge.

Auto Recovery : Recovers deeply discharged (min 2V) and/or sulfated batteries.

Auto Recovery : Récupération des éléments des batteries profondément déchargées (mini 2V) et/ou sulfatées.

Auto Recovery: Wiederherstellung der Zellen bei tiefentladenen bzw. sulfatierten Batterien (min. 2V).

Fitted with a highly sensitive sensor, Gysflash automatically adjusts the charge based on ambient temperature.

Équipé d'un capteur haute sensibilité, le Gysflash ajuste automatiquement les paramètres de charge en fonction de la température ambiante.

Ausgestattet mit einem hochempfindlichen Sensor stellt das GYSFLASH automatisch die Ladeparameter der Umgebungstemperatur entsprechend ein.

SMART CHARGE 7 STEP / 8 STEP LiFePO4

Pb

1. Status analysis
2. Recovery
3. Test desulfation
4. Desulfation
5. Fast charge 80%
6. Absorption
7. Floating 100%

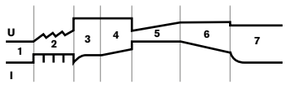

LiFePO4 (LFP) / Li-ion

1. UVP Wake up
- Status analysis
2. Recovery
3. Fast charge 90%
4. Absorption 95%
5. Test
6. Completion
7. Equalization
8. Floating 100%

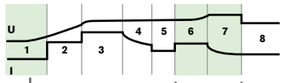

UVP Wake up (Under Voltage Protection)
Battery reactivation when in UVP protection.
Réactivation de la batterie en protection UVP.
Reaktivierung der Batterie mit UVP-Schutz.

Equalizing Balancing System
Balancing of the battery cells.
Équilibrage des cellules.
Ausgleich der Batteriezellen.

INTENSIVE

SMART COOLING TECHNOLOGY

100% DUST PROOF

SILENT

IP 23
INDOOR / OUTDOOR

12 V

GYSFLASH 32.12 PL

7/15/**30 A**

GO > 2 V | SSM | START STOP | 7 STEP Pb | 8 STEP LiFePO4 | SC

2,5 m - 6 mm²
027381

	PATENTS REGISTERED NUMBERS 002280008 & 002279927 EUROPEAN TRADEMARK & DESIGN	50 / 60 Hz		Power	Icharge	V	Charge	Maintenance		Ondulation/ Ripple	Charging curve	IP			L × W × H cm / kg
MADE IN FRANCE	GYSFLASH 32.12 PL	230 V	2.5 m	500 W	7/15/30 A	12 V	10 › 400 Ah		<0.5 Ah/month	<150 mV Rms	IUoU	IP 23	4,7 kg	8 × 25 × 20 cm	36 × 27.5 × 20.5 / 4.6
	GYSFLASH 15.24 XTREM	230 V	2.5 m	500 W	7/10/15 A	12/24 V	5 › 240 Ah		<1 Ah/month	<150 mV Rms	IUoU	IP 65	5.4 kg	7.5 × 25 × 21 cm	27 × 20 × 36 / 5.4

CHARGER Pb

INCLUDED

Fixing kit

OPTIONS

Magnetfix 50
029637



GYSFLASH PRO vertical wall mounting kit
082694



INTENSIVE

SHOCK RESISTANT

IP 65
INDOOR / OUTDOOR

12 / 24 V

GYSFLASH 15.24 XTREM

15 A

GO > 2 V | SSM | START STOP | 7 STEP Pb | SC

5 m - 4 mm²
025813

Double insulation

ROBUST & SAFE 2 pts connection

included for Gysflash 15.24 XTREM
028760

INCLUDED

Fixing kit
for Gysflash 32.12 PL, 15.24 XTREM

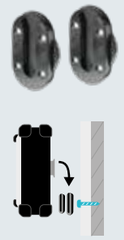

OPTIONS

NATO CONNECTOR
026780

2 pts/NATO Spiral
5 m
028968

2 pts/NATO
5 m - 4 mm²
025837

2 pts/DIN 1490
Emergency vehicle
5 m
028777

GYSFLASH TECHNOLOGY

SSM

Save and load settings. Automatic restart in case of power cut.

Mémorisation des réglages. Redémarrage automatique en cas de coupure électrique.

Einstellungsspeicherung. Automatisches Starten nach einem Netzausfall.

START STOP **Start/stop Engine :**
Compatible with Start/Stop vehicles.
Compatible véhicules Start/Stop.
Geeignet für START-STOP- Fahrzeuge.

Auto Recovery : Recovers deeply discharged (min 2V) and/or sulfated batteries.

Auto Recovery : Récupération des éléments des batteries profondément déchargées (mini 2V) et/ou sulfatées.

Auto Recovery: Wiederherstellung der Zellen bei tiefentladenen bzw. sulfatierten Batterien (min. 2V).

Fitted with a highly sensitive sensor, Gysflash automatically adjusts the charge based on ambient temperature.

Équipé d'un capteur haute sensibilité, le Gysflash ajuste automatiquement les paramètres de charge en fonction de la température ambiante.

Ausgestattet mit einem hochempfindlichen Sensor stellt das GYSFLASH automatisch die Ladeparameter der Umgebungstemperatur entsprechend ein.

SMART CHARGE 7 STEP / 8 STEP LiFePO4

Pb

1. Status analysis
2. Recovery
3. Test desulfation
4. Desulfation
5. Fast charge 80%
6. Absorption
7. Floating 100%

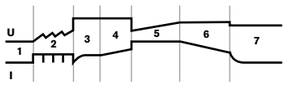

LiFePO4 (LFP) / Li-ion

1. UVP Wake up
- Status analysis
2. Recovery
3. Fast charge 90%
4. Absorption 95%
5. Test
6. Completion
7. Equalization
8. Floating 100%

UVP Wake up (Under Voltage Protection)
Battery reactivation when in UVP protection.
Réactivation de la batterie en protection UVP.
Reaktivierung der Batterie mit UVP-Schutz.

Equalizing Balancing System
Balancing of the battery cells.
Equilibrage des cellules.
Ausgleich der Batteriezellen.

ELECTRO MOBILITY CHARGERS

Pb/Lithium

LiFePO4 / Li-ion / Li-Po / NMC / LCO / MCO / NCA...

OPTION



24 V • ELECTRICAL MOBILITY

GYSFLASH 6.24 PL

6 A GO > 2 V

GO > 2 V | SSM | 7 STEP Pb | 8 STEP LiFePO4 | 8 STEP Li-ion

S SAE Connector

027398

48 • INDUSTRY / ELECTROMOBILITY

GYSFLASH 3.48 PL

3 A

GO > 5 V | SSM | 7 STEP Pb | 8 STEP LiFePO4 | 8 STEP Li-ion

S SAE Connector

027893

36 / 48 • INDUSTRY / ELECTROMOBILITY

GYSFLASH 10.36/48 PL

10 A

GO > 5 V | SSM | 7 STEP Pb | 8 STEP LiFePO4 | 8 STEP Li-ion

A ANDERSON Connector

027060

DESIGN GYS FRANCE	PATENTS REGISTERED NUMBERS 002280008 & 002279927 EUROPEAN TRADEMARK & DESIGN	50 / 60 Hz		Power	I_{charge}	V	n cell Pb	n cell LFP	n cell NMC	Charge	Maintenance		Ondulation/Ripple	Charging curve		IP			L × W × H cm / kg
MADE IN GYS CHINA	**GYSFLASH 6.24 PL**	220-240 V AC	2 m	190 W	**6 A**	**24 V**	12	8	6	15 › 125 Ah (Pb) 2 › 125 Ah (Li)	15 › 170 Ah (Pb) 2 › 170 Ah (Li)	<0.4 Ah /month	<150 mV Rms	IUoU	7 step (Pb) 8 step (Li)	IP 65	1,1 kg	22.1 × 11.1 × 5.8 cm	36.3 × 19.3 × 6.7 cm / 1.4
	GYSFLASH 3.48 PL	220-240 V AC	2 m	195 W	**3 A**	**48 V**	24	15/16	13/14	6 › 60 Ah (Pb) 3 › 60 Ah (Li)	6 › 60 Ah (Pb) 3 › 60 Ah (Li)	<0.4 Ah /month	<150 mV Rms	IUoU	7 step (Pb) 8 step (Li)	IP 65	1,1 kg	22.1 × 11.1 × 5.8 cm	36 × 19.5 × 7 cm / 1.2
MADE IN FRANCE	**GYSFLASH 10.36/48 PL**	220-240 V AC	2 m	500 W	**10 A** **8 A**	**36 V** **48 V**	18 24	12 15/16	9 13/14	20 › 230 Ah (Pb) 10 › 230 Ah (Li) 15 › 160 Ah (Pb) 8 › 160 Ah (Li)	20 › 230 Ah (Pb) 10 › 230 Ah (Li) 15 › 160 Ah (Pb) 8 › 160 Ah (Li)	<0.4 Ah /month	<150 mV Rms	IUoU	7 step (Pb) 8 step (Li)	IP 31	1,85 kg	19 × 19 × 7.3 cm	22 × 30 × 8 cm / 2

ELECTROMOBILITY

MOBILITY

SAE CONNECTOR **S3**
027428

OUTDOOR

ANDERSON CONNECTOR
A3
027855

SAE CONNECTOR **S4**
027442

SAE CONNECTOR **S3**
027428

INDUSTRY

SAE CONNECTOR **S5**
027473

MEDICAL

SAE CONNECTOR **S3**
027428

CONNECTORS

A complete solution • Une solution complète • Eine Komplettlösung

F Flash Connector

GYSFLASH ≤ 6A : 1.12 / 4.12 / 6.12 / 6 Heritage / 6.24 / 1.12 Li / 6.12 Li / 1.12 PL

F1 / Clamps
L 0.45 m (1.3 mm²)
All
026889

F2 / Charge indicator
L 0.56 m (1.3 mm²)
All 12V LEAD
029149

F3 / Eyelets
ø M6 L 0.45 m (1.3 mm²)
All 12V
029194
ø M8 L 0.45 m (1.3 mm²)
24V 36V 48V
027626

F4 / Charge indicator eyelets
ø M6 L 0.56 m (1.3 mm²)
All 12V LEAD
029200

F5 / Cigarette lighter
L 0.45 m (0.82 mm²)
029439

F6 / Cable
L 2.50 m (1.3 mm²)
All
029057

F7 / Connector MLX
L 0.45 m (1.3 mm²)
027589

F8 Adapter S / F - F / S
L 0.45 m (1.3 mm²)
027480

F9 Adapter F / A
L 0.45 m (1.3 mm²)
025820

S SAE Connector

GYSFLASH < 16A : 8.12 PL / 12.12 / 9.24 / 6.24 / 3.48 PL

S1 / Clamps
L 1.50 m (1.3 mm²)
All
+Showroom Gysflash 1212
027688

S2 / Eyelets
ø M6 L 0.45 m (1.3 mm²)
12V 24V
027466
ø M8 L 0.45 m (1.3 mm²)
24V 36V 48V
027633
ø M10 L 0.45 m (1.3 mm²)
36V 48V
027640

S3 / XLR 3 pin
L 0.45 m (1.3 mm²)
027428

S4 / T-Bar
L 0.45 m (1.3 mm²)
027442

S5 Adapter S / A
L 0.45 m (1.3 mm²)
027473

S6 KIT SAE / JACK (max 5 A)
L 0.45 m (1.3 mm²)
025646

S7 / Cigarette lighter (max 10 A)
Only for 8.12 PL
L 0.45 m (1.3 mm²)
077331

S8 / Cable
L 2.5 m (1.3 mm²)
077348

A ANDERSON Connector

GYSFLASH < 40A : 18.12 PL / 30.12 PL / 20.12-24 PL / 10.36-48 PL



A1 / Clamps
All
L 1.90 m (4 mm²) 026094
L 6 m (4 mm²) 027435

A2 / Eyelets

4 mm²	ø M6 L 0.40 m	ø M8 L 0.40 m	ø M8 L 1.90 m	ø M10 L 0.40 m
	12V 24V	24V 36V 48V	24V 36V 48V	36V 48V
	027657	027664	027794	027671

A3 / Anderson
L 1.5 m (4 mm²)
027855

XTREM CABLES

GYSFLASH 15.24 XTREM

2pts/NATO Spiral
5 m
028968

2pts/NATO
5 m - 4 mm²
025837

2pts/DIN14690
Emergency vehicule 5 m
028777

SELECT THE RIGHT GYSFLASH

CHOISISSEZ VOTRE GYSFLASH • WÄHLEN SIE IHR GYSFLASH AUS

SPECIAL PROJECT - CONTACT US

GYSFLASH	6V	12V	24V	36V	48V	MEDICAL SERVICE - LEISURE	MOTORBIKE LIGHT MOBILITY	AUTO - CAMPER VAN - TRUCK	MARINE	INDUS TRY	URBAN
Pb											
1.12								M			
1.12 PL								M			
4.12								M M	M		
6.12								M	M		
8.12		12V						M			
8.12 PL								M			
12.12											
18.12 PL											
30.12 PL											
6 Heritage	6V	12V						M	M		
6.24 PL			24V								
20.12/24 PL		12V	24V								
6.24	6V	12V	24V			M		M M	M		
9.24								M	M		
3.48 PL					48V						
10.36/48 PL				36V	48V						
LiFePO4											
1.12 Lithium								M			
1.12 PL								M			
6.12 Lithium		12V									
8.12 PL											
18.12 PL											
30.12 PL											
6.24 PL			24V								
20.12/24 PL		12V	24V								
3/48 PL					48V						
10.36/48 PL				36V	48V						
Li-ion											
6.24 PL			24V								
3/48 PL					48V						
10.36/48 PL				36V	48V						

M = maintenance only

CHARGERS
ON BOARD

Pb ✓ NMC / LCO / MCO / NCA…
Lithium ✓ LiFePO4 / Li-ion / Li-Po

BROCHURE
GYSFLASH 18.12 PL-E

SSM

INCLUDED

GYSFLASH 18.12 PL-E, 15.24 PL-E, 8.48 PL-E
Fixing Kit

PFC **POWER FACTOR CORRECTION**
185 V ⟷ 265 V

OPEN & CONNECT
cables not included

4 pts connector included
3G
0.75 › 2.5 mm²

3 pts connector included
max 2.5 mm² or AWG14

12 V	24 V	48 V
GYSFLASH 18.12 PL-E 18 A	**GYSFLASH 15.24 PL-E** 15 A	**GYSFLASH 8.48 PL-E** 8 A
GYSFLASH 30.12 PL-E 30 A COMING SOON		
Pb / LFP	Pb / Traction / LFP / Li-ion	Pb / Traction / LFP / Li-ion
025806	025943	025950
Pb / LFP		

SMART CHARGE

Pb
1. Status analysis
2. Recovery
3. Test desulfation
4. Desulfation
5. Fast charge 80%
6. Absorption
7. Floating 100%

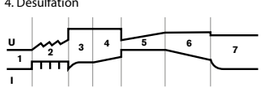

LiFePO₄ (LFP) / Li-ion
1. Status analysis
2. Recovery
3. Fast charge 90%
4. Absorption 95%
5. Test
6. Completion
7. Equalization
8. Floating 100%

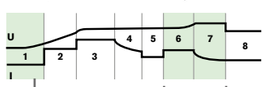

Pb TRACTION
1. Status analysis
2. Recovery
3. Sulphation test
4. Desulfation
5. Fast charge 80%
6. Absorption
7. Test Absorption
8. Refresh
9. Floating 100%

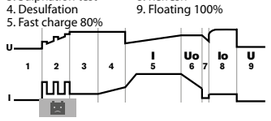

UVP Wake up (Under Voltage Protection)
Battery reactivation when in UVP protection.
Réactivation de la batterie en protection UVP.
Reaktivierung der Batterie mit UVP-Schutz.

Equalizing Balancing System
Balancing of the battery cells.
Equilibrage des cellules.
Ausgleich der Batteriezellen.

GYSFLASH PL-E TECHNOLOGIES

SSM — Save and load settings. Automatic restart in the event of a power cut.
Mémorisation des réglages. Redémarrage automatique en cas de coupure électrique.
Einstellungsspeicherung. Automatisches Starten nach einem Netzausfall.

Auto Recovery : Recovers deeply discharged (min 2V) and/or sulfated batteries.
Auto Recovery : Récupération des éléments des batteries profondément déchargées (mini 2V) et/ou sulfatées.
Auto Recovery: Wiederherstellung der Zellen bei tiefentladenen bzw. sulfatierten Batterien (min. 2V).

SPECIAL PROJECT - CONTACT US
Contact us for special projects. Quick customization : CAN BUS / CAN Open / J1939 / NMEA 2000 / R5485 / SM BVS / Automation / Relays...

SC **SMART COOLING** TECHNOLOGY
100% DUST PROOF
SILENT

HIGH EFFICENCY Up to 15% Energy Saving **93%**

EMC class B

ALU **RUST PROTECTION**
ULTRA LIGHTWEIGHT
VIBRATION & SHOCK RESISTANT
-25 / +60°C

MADE IN FRANCE	50 / 60 Hz			START MINI	I max	25°C @100 %	40°C @ 100 %	50°C @ 100 %	60°C @ 100 %	Pb	LFP		Ondulation/ Ripple	IP			L × W × H cm / kg
GYSFLASH 18.12 PL-E	230V	12V	300W	2V	18 A	18 A	16 A	14 A	12.5 A	36 › 270 Ah	18 › 270 Ah	<0.4 Ah /month	<150 mV Rms	20	1.3 kg	21.5 × 17.5 × 7 cm	30 × 27 × 13 / 1.7
GYSFLASH 30.12 PL-E	230V	12V	500W	2V	30 A	30 A	27 A	23 A	18 A	60 › 400 Ah	30 › 400 Ah	<0.4 Ah /month	<150 mV Rms	20	1.6 kg	21.5 × 8 × 17.5 cm	—
GYSFLASH 15.24 PL-E	230V	24V	500W	2V	15 A	15 A	13.5 A	11.5 A	9 A	30 › 240 Ah	15 › 240 Ah	<0.4 Ah /month	<150 mV Rms	20	1.6 kg	21.5 × 8 × 17.5 cm	29 × 13 × 27 / 2
GYSFLASH 8.48 PL-E	230V	48V	500W	2V	8 A	8 A	6 A	4.5 A	3.5 A	15 › 160 Ah	8 › 160 Ah	<0.4 Ah /month	<150 mV Rms	20	1.6 kg	21.5 × 8 × 17.5 cm	—

DC › DC CONVERTER REVERSIBLE

Pb ✓ Liquid / Gel, AGM
Lithium ✓ LiFePO4

NEW 01 2025



EURO 6 STANDARD
Vehicle started

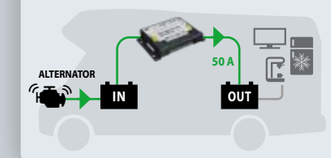

SOLAR REGULATOR MPPT integrated (Max Power Point Tracker)

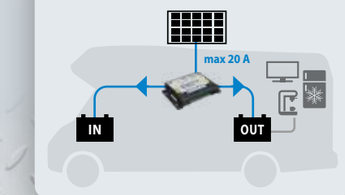

REVERSIBLE CHARGE (Over-wintering) **WITH GYSFLASH** vehicle stopped

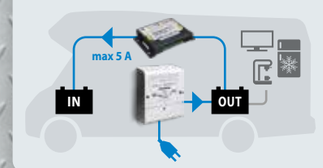

MORE OUTPUT POWER **PARALLEL CHARGING**

ENERGYS DC/DC 50.12 / 24
50 A
072534

Bat. input U	Bat. input I max	Bat. output U	Bat. output I max	Solar input U_{MPPT}	Solar input I max	EFFICIENCY	Zz	mm	g
12/24V	50A	12/24V	50A	9-30V	20A	98%	<2.5 mA	135 × 35 × 200	560

OPEN & CONNECT



Terminals included
Auxiliary connector included
cables not included

ACCESSORIES

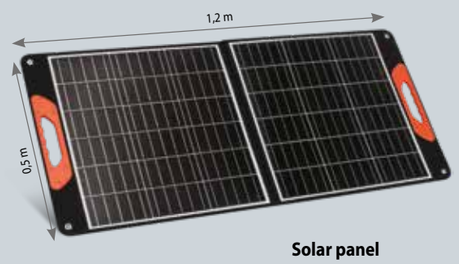

Solar panel
monocrystalline - ETFE quality
18V - 100 W max
OUTPUT
USB 1 : 5V/3A
USB 2 : 5V/3A ; 9V/2A ; 12V/1.5A
Type C : 5V/3A ; 9V/2A ; 12V/1.5A
Jack :18V/5.6A max
compatible with Energys DC/DC 50.12/24
079410

Battery monitor - Moniteur de batterie - Schlagzeugmonitor - Monitor de batería - Monitoraggio della batteria - Monitor baterii
12/24/36/48 V

Can be fixed on surfaces Ø 55 mm

Data analysis : Charge/discharge current (0-500A), Voltage (V), Temperature (°C), Input/output power (W), Remaining capacity (Ah)
Security detection : Overvoltage/ Undervoltage, Overcurrent, Overheating
082557

Battery coupler - Coupleur de batteries - Acoplador de bateria - Batteriekoppler - Innesto batteria - Separator akumulatora
12 V - 140 A
Pb battery only
Euro 6 not compatible
082564

BSU

BATTERY SUPPORT UNIT

Battery support for:
- Diagnostics
- ECU programming
- ADAS recalibration

YouTube
PLAYLIST
GYSFLASH PRO

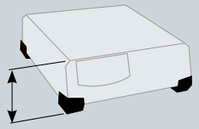

PFC POWER FACTOR CORRECTION

FV FLEXIBLE VOLTAGE
85 V — 265 V

22 languages

GB DK CZ
FR FI PL
DE TR SK
NL HR UA
ES GR
PT HU
IT CN simplified
RU CN traditional
SE JP

SC SMART COOLING TECHNOLOGY

100% DUST PROOF

SILENT

SMART 8 STEP

Pb

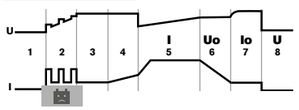

1. Status analysis
2. Recovery
3. Sulphation test
4. Desulfation
5. Fast charge 80%
6. Absorption
7. Refresh
8. Floating 100%

LiFePO4 — 7 steps

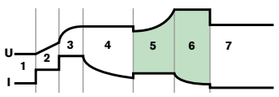

1. Status analysis
2. Recovery
3. Fast charge 90%
4. Absorption 95%
5. Completion
6. Equalization
7. Floating 100%

CHARGE

Pb AUTOMOTIVE
- ✓ GEL
- ✓ AGM
- ✓ LIQUID
- ✓ EASY
- ✓ EXPERT

Pb TRACTION
- ✓ GEL
- ✓ LIQUID

LITHIUM READY
- ✓ LFP/LiFePO4

BSU

DIAG + — U2 ADJUSTABLE

SHOWROOM

CHANGE BATTERY

POWER SUPPLY — U2 & I2 max ADJUSTABLE

12 V

GYSFLASH 30.12
30 A
PFC SC
2,5 m - 6 mm²
029224

GYSFLASH 50.12 FV
50 A
PFC FV SC
1 044 40004
2,5 m - 10 mm²
026056

GYSFLASH 100.12
100 A
PFC SC
2,5 m - 16 mm²
029071
: 029453
5 m - 16 mm²
029415
: 029002
: 082304

ACCESSORIES p.38

6 / 12 / 24 V

GYSFLASH 30.24
30 A
PFC SC
2,5 m - 6 mm²
029231

GYSFLASH 50.24
50 A
PFC SC
2,5 m - 10 mm²
029095
5 m - 10 mm²
029620

12 V

GYSFLASH 102.12
100 A
PFC SC
5 m - 16 mm²
029606
: 082311

INCLUDED
Fixing kit
for Gysflash 102.12

MADE IN FRANCE	50 / 60 Hz	L	mm²			START MINI	I max	25°C @100 %	40°C @ 100 %		TRACTION BATTERIES	SHOWROOM CONNECT	IP			L × W × H cm / kg
GYSFLASH 30.12	185 › 265V	2,5 m	6	12V	540W	2V	30 A	30 A	30 A	10 › 400 Ah	—	Ø M6	21	4.9 kg	25.5 × 10.5 × 23 cm	41.4 × 25 × 31.1 / 4.9
GYSFLASH 50.12 FV	85 › 265V	2,5 m	10	12V	850W	2V	50 A	50 A	40 A	10 › 600 Ah	—	Ø M6	21	6.6 kg	30 × 10.5 × 29 cm	40 × 24 × 30 / 6.6
GYSFLASH 100.12	185 › 265V	2,5 m 5 m	16	12V	1600W	2V	100 A	75 A	66 A	20 › 1200 Ah	—	Ø M6	21	7.4 kg 8.3 kg	32 × 10.5 × 29.2 cm	31 × 25 × 41 / 7.4
GYSFLASH 30.24	185 › 265V	2,5 m	6	6V 12V 24V	540W	2V	30 A 30 A 15 A	30 A 30 A 15 A	30 A 30 A 15 A	10 › 400 Ah 10 › 200 Ah	•	Ø M6	21	4.9 kg	25.5 × 10.5 × 23 cm	41.5 × 24.3 × 31 / 4.9
GYSFLASH 50.24	185 › 265V	2,5 m 5 m	10	6 V 12V 24V	1600W	2V	50 A	50 A 50 A 45 A	45 A 40 A 35 A	10 › 600 Ah	•	Ø M6	21	6.6 kg 7.9 kg	30 × 10.5 × 29.2 cm	41 × 24.5 × 31 / 6.6
GYSFLASH 102.12	185 › 265V	5 m	16	12V	1600W	2V	100 A	75 A	66 A	20 › 1200 Ah	—	Ø M6	21	9.1 kg	12 × 34.5 × 29.5 cm	24 × 40 × 30 / 9.1

BSU

BATTERY SUPPORT UNIT

Battery support for:
- Diagnostics
- ECU programming
- ADAS recalibration

CNT Connected Technology
FULLY CUSTOMIZABLE
› p.34

FV FLEXIBLE VOLTAGE
85 V – 265 V (110 V – 230 V)

PFC POWER FACTOR CORRECTION

16 V COMPATIBLE WITH 16V BATTERIES

22 languages

GB	RU	GR	CN simplified
FR	SE	CZ	CN traditional
DE	DK	PL	JP
NL	FI	SK	
ES	TR	UA	
PT	HR		
IT	HU		

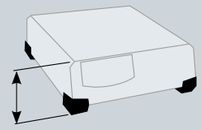

10.5 cm
51.12 CNT
101.12 CNT

13 cm
121.12 CNT FV
125.12CNT FV
101.24 CNT FV
51.48 CNT FV

12 V (factory preset)
16/24 V READY
Use custom configuration tool (detail p.34)

IP 41 > 1mm

IP 40 > 1mm

12 V

GYSFLASH 51.12 CNT FV
50 A
PFC FV SC CNT
2,5 m - 10 mm²
068179

GYSFLASH 101.12 CNT FV
100 A
PFC FV SC CNT
2,5 m - 16 mm²
025790
5 m - 16 mm²
026988

GYSFLASH 121.12 CNT FV
120 A
PFC FV CNT
5 m - 25 mm²
026971
: 027756 : 071605 : 082298
no accessories
: 027923

GYSFLASH 125.12 CNT FV
120 A 120 A @ 100%
PFC FV CNT
5 m - 25 mm²
028883
: 082274

6 / 12 / 16 / 24 V

GYSFLASH 101.24 CNT FV
100 A
PFC FV CNT
16 V
5 m - 25 mm²
025967

6 / 12 / 16 / 24 / 36 / 48 V

GYSFLASH 51.48 CNT FV
50 A
PFC FV CNT
16 V
5 m - 10 mm²
072015

SC
SMART COOLING TECHNOLOGY

100% DUST PROOF

SILENT

SMART 9 STEP

Pb

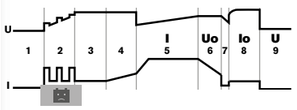

1. Status analysis
2. Recovery
3. Sulphation test
4. Desulfation
5. Fast charge 80%
6. Absorption
7. Test Absorption
8. Refresh
9. Floating 100%

LiFePO4

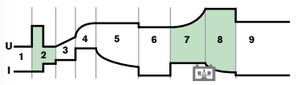

1. Status analysis
2. UVP Wake Up
3. Recovery
4. Fast charge 90%
5. Absorption 95%
6. Test
7. Completion
8. Equalization
9. Floating 100%

CHARGE (150 CURVE CAPACITY)

Pb AUTOMOTIVE
- ✓ GEL
- ✓ AGM
- ✓ LIQUID
- ✓ EASY
- ☑ NORMAL
- ☑ BOOST
- ☑ RECOVERY+
- ☑ and more

Pb TRACTION
- ✓ GEL
- ✓ LIQUID
- ☑ and more

LITHIUM
- ✓ LFP/LiFePO4
- ☑ LI-ION STD
- ☑ LFP CELL+
- ☑ LI-ION CELL+
- ☑ and more

BSU (10 CURVE CAPACITY)

- DIAG +
- SHOWROOM
- CHANGE BATTERY
- POWER SUPPLY
- AND MORE

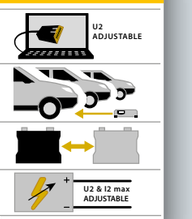

✓ TEST
- ✓ VOLTAGE
- ✓ START UP
- ✓ ALTERNATOR

☑ STARTER
- ☑ START

CNT
Connected Modules & Technology
p.36

MADE IN FRANCE	50 / 60 Hz	V L ↔	mm²			START MINI	I max	25°C @100 %	40°C @ 100 %		TRACTION BATTERIES	SHOWROOM CONNECT	IP			L×W×H cm / kg
GYSFLASH 51.12 CNT FV	85 › 265 V	2,5 m	10	12 V 24 V	850 W	1 V	50 A 25 A	50 A 25 A	40 A 20 A	10 › 600 Ah 10 › 300 Ah	•	Ø M6	41	6.8 kg	30 × 10.5 × 29 cm	38.5 × 22 × 40.5 / 6.8
GYSFLASH 101.12 CNT FV	85 › 265 V	2,5 m 5 m	16	12 V	1600 W	1 V	110 V : 100 A 230 V : 100 A	50 A 75 A	50 A 66 A	20 › 1200 Ah	•	Ø M6	21	7.5 kg 8.3 kg	32 × 10.5 × 29.2 cm	38.5 × 20 × 40.5 / 7.5 35.5 × 23 × 35 / 8.6
GYSFLASH 121.12 CNT FV	85> 265 V	5 m	25	12 V	2000 W	1 V	110 V : 100 A 230 V : 120 A	75 A 110 A	55 A 90 A	20 › 1500 Ah	•	Ø M6	20	10.4 kg	31 × 13 × 26 cm	35.5 × 23 × 35 / 10.4
GYSFLASH 125.12 CNT FV	85> 265 V	5 m	25	12 V	2000 W	1 V	110 V : 100 A 230 V : 120 A	100 A 120 A	77 A 116 A	20 › 1500 Ah	•	Ø M6	40	10.9 kg	31 × 13 × 26 cm	38.5 × 22 × 40.5 / 10.9
GYSFLASH 101.24 CNT FV	85> 265 V	5 m	25	6/12 V 24 V	3200 W	1 V	110 V : 100 A 230 V : 100 A 110 V : 50 A 230 V : 100 A	72 A 89 A 50 A 76 A	47 A 68 A 35 A 59 A	20 › 1200 Ah	•	Ø M6	20	10.6 kg	31 × 13 × 26 cm	38.5 × 22 × 40.5 / 10.6
GYSFLASH 51.48 CNT FV	85> 265 V	5 m	10	6/12/24 V 36/48 V	3200 W	1 V	110 V : 50 A 230 V : 50 A 110 V : 25 A 230 V : 50 A	44 A 49 A 26 A 45 A	21 A 39 A 19 A 35 A	10 › 600 Ah	•	Ø M6	20	9 kg	31 × 13 × 26 cm	41 × 22 × 38.5 / 9

BSU

BATTERY SUPPORT UNIT

Battery support for:
- Diagnostics
- ECU programming
- ADAS recalibration

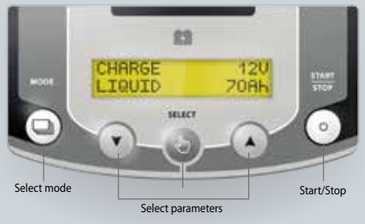

22 languages

GB	NL	IT	DK	HR	PL	UA	CN simplified
FR	ES	RU	FI	GR	SK		CN traditional
DE	PT	SE	TR	CZ	HU		JP

CNT Connected Technology
FULLY CUSTOMIZABLE
› p.34

PFC POWER FACTOR CORRECTION

16 V COMPATIBLE WITH 16V BATTERIES

FV FLEXIBLE VOLTAGE
85 V – 265 V
110 V 230 V

INCLUDED

Fixing kit

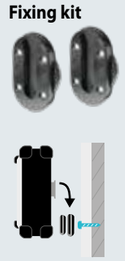

OPTIONS

Magnetfix 50
029637

GYSFLASH PRO vertical wall mounting kit
082694



12 V

GYSFLASH 103.12 CNT FV

100 A

PFC FV SC CNT

5 m - 16 mm²
072008

GYSFLASH 123.12 CNT FV

120 A

PFC FV CNT

5 m - 25 mm²
025677

6 / 12 / 16 / 24 V

GYSFLASH 53.24 CNT FV

50 A

PFC FV CNT SC 16 V

5 m - 10 mm²
082540

GYSFLASH 103.24 CNT FV

100 A

PFC FV CNT 16 V

5 m - 25 mm²
025684

SC

SMART COOLING TECHNOLOGY

100% DUST PROOF

SILENT

SMART 9 STEP

Pb

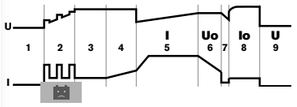

1. Status analysis
2. Recovery
3. Sulphation test
4. Desulfation
5. Fast charge 80%
6. Absorption
7. Test Absorption
8. Refresh
9. Floating 100%

LiFePO4

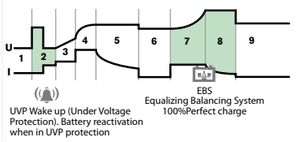

1. Status analysis
2. UVP Wake Up
3. Recovery
4. Fast charge 90%
5. Absorption 95%
6. Test
7. Completion
8. Equalization
9. Floating 100%

CHARGE (150 CURVE CAPACITY)

Pb AUTOMOTIVE
- ✓ GEL
- ✓ AGM
- ✓ LIQUID
- ✓ EASY
- ☑ NORMAL
- ☑ BOOST
- ☑ RECOVERY+
- ☑ and more

Pb TRACTION
- ✓ GEL
- ✓ LIQUID
- ☑ and more

LITHIUM
- ✓ LFP/LiFePO4
- ☑ LI-ION STD
- ☑ LFP CELL+
- ☑ LI-ION CELL+
- ☑ and more

BSU (10 CURVE CAPACITY)

- DIAG +
- SHOWROOM
- CHANGE BATTERY
- POWER SUPPLY
- AND MORE

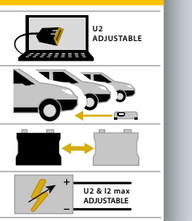

✓ TEST
- ✓ VOLTAGE
- ✓ START UP
- ✓ ALTERNATOR

☑ STARTER
- ☑ START

CNT

Connected Modules & Technology
p.36

MADE IN FRANCE	50 / 60 Hz	L ↔	mm²			START MINI	I max	25°C @100 %	40°C @ 100 %		TRACTION BATTERIES	SHOWROOM CONNECT	IP			L × W × H cm / kg
GYSFLASH 103.12 CNT FV	85 › 265 V	5 m	16	12 V	1600 W	1 V	110 V : 100 A 230 V : 100 A	50 A 75 A	50 A 66 A	20 › 1200 Ah	—	Ø M6	21	8.2 kg	34.5 × 29.5 × 12 cm	41 × 38.5 × 22 / 9.2
GYSFLASH 123.12 CNT FV	85 › 265 V	5 m	25	12 V	2000 W	1 V	110 V : 100 A 230 V : 120 A	100 A 120 A	85 A 120 A	20 › 1200 Ah	•	Ø M6	30	11 kg	34 × 25 × 15 cm	35.5 × 23.5 × 35 / 11
GYSFLASH 53.24 CNT FV	85 › 265 V	5 m	10	6/12 V 24 V	1600 W	1 V	50 A 110 V : 25 A 230 V : 50 A	110 V : 40 A 230 V : 50 A 110 V : 27 A 230 V : 44 A	110 V : 27 A 230 V : 41 A 110 V : 22 A 230 V : 35 A	10 › 600 Ah	•	Ø M6	21	5,8 kg	33,5 × 11 × 27 cm	41 × 38.5 × 22 / 11
GYSFLASH 103.24 CNT FV	85 › 265 V	5 m	25	6/12 V 24 V	3200 W	1 V	110 V : 100 A 230 V : 100 A 110 V : 50 A 230 V : 100 A	100 A 100 A 50 A 95 A	68 A 79 A 47 A 72 A	20 › 1200 Ah	•	Ø M6	30	11 kg	34 × 25 × 15 cm	35 × 23 × 37 / 11

BSU

BATTERY SUPPORT UNIT

Battery support for:
- Diagnostics
- ECU programming
- ADAS recalibration

CNT Connected Technology
FULLY CUSTOMIZABLE
› p.34

FV FLEXIBLE VOLTAGE 85 V – 265 V

PFC POWER FACTOR CORRECTION

16 V COMPATIBLE WITH 16V BATTERIES

NEW 01 2025

19 languages

GB FR DE NL ES PT HU IT RU SE DK FI TR HR GR CZ PL SK UA

INCLUDED

Fixing kit

OPTIONS

Magnetfix 50
029637



GYSFLASH PRO vertical wall mounting kit
082694



6 / 12 / 16 / 24 V

GYSFLASH 107.24 CNT FV

100 A

PFC FV CNT 16 V

5 m - 25 mm²
082939

SC SMART COOLING TECHNOLOGY

100% DUST PROOF

SILENT

SMART 9 STEP

Pb

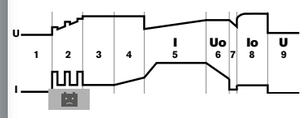

1. Status analysis
2. Recovery
3. Sulphation test
4. Desulfation
5. Fast charge 80%
6. Absorption
7. Test Absorption
8. Refresh
9. Floating 100%

LiFePO4

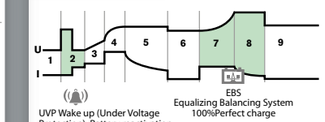

1. Status analysis
2. UVP Wake Up
3. Recovery
4. Fast charge 90%
5. Absorption 95%
6. Test
7. Completion
8. Equalization
9. Floating 100%

CHARGE (150 CURVE CAPACITY)

Pb AUTOMOTIVE
- ✓ GEL
- ✓ AGM
- ✓ LIQUID
- ✓ EASY
- ☑ NORMAL
- ☑ BOOST
- ☑ RECOVERY+
- ☑ and more

Pb TRACTION
- ✓ GEL
- ✓ LIQUID
- ☑ and more

LITHIUM
- ✓ LFP/LiFePO4
- ☑ LI-ION STD
- ☑ LFP CELL+
- ☑ LI-ION CELL+
- ☑ and more

BSU (10 CURVE CAPACITY)

- DIAG +
- SHOWROOM
- CHANGE BATTERY
- POWER SUPPLY
- AND MORE

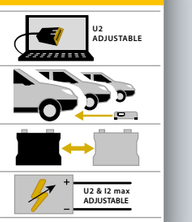

✓ TEST
- ✓ VOLTAGE
- ✓ START UP
- ✓ ALTERNATOR

☑ STARTER
- ☑ START

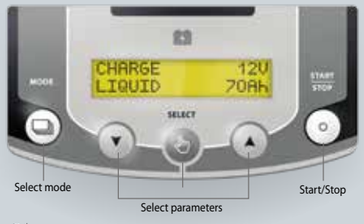

22 languages

GB NL IT DK HR PL UA CN simplified
FR ES RU FI GR SK CN traditional
DE PT SE TR CZ HU JP

6 / 12 / 16 / 24 / 36 / 48 V

GYSFLASH 25.48 CNT FV

25 A

PFC SC FV CNT 16 V

5 m - 10 mm²
075962

GYSFLASH 53.48 CNT FV

50 A

PFC FV CNT 16 V

5 m - 10 mm²
025998

CNT

Connected Modules & Technology
p.36

MADE IN FRANCE	50 / 60 Hz	L ↔	mm²			START MINI	I max	25°C @100 %	40°C @ 100 %		TRACTION BATTERIES	SHOWROOM CONNECT	IP			L × W × H cm / kg
GYSFLASH 107.24 CNT FV	85 › 265 V	5 m	25	6/12 V	3200 W	1 V	110 V : 100 A 230 V : 100 A	100 A 100 A	68 A 79 A	20 › 1200 Ah	•	Ø M6	30	11 kg	34 × 25 × 15 cm	35 × 23 × 37 / 11
				24 V			110 V : 50 A 230 V : 100 A	50 A 95 A	47 A 72 A							
GYSFLASH 25.48 CNT FV	100 › 127 V	5 m	10	6/12/24 V	800 W 800 W	1 V	110 V : 12 A 230 V : 25 A	19 A 23,5 A	12 A 22 A	10 › 300 Ah	•	Ø M6	21	7,8 kg	12 × 34.5 × 29.5 cm	40.5 × 38 × 22.5 / 8.8
	220 › 240 V			36/48 V	800 W 1600 W			13A 24 A	10 A 20 A							
GYSFLASH 53.48 CNT FV	85 › 265 V	5 m	10	6/12/24 V	3200 W	1 V	110 V : 50 A 230 V : 50 A	50 A 50 A	28 A 41 A	10 › 600 Ah	•	Ø M6	30	9,5 kg	34 × 25 × 15 cm	40 × 39 × 23 / 9.5
				36/48 V			110 V : 25 A 230 V : 50 A	26 A 48 A	20 A 37 A							

BSU

BATTERY SUPPORT UNIT & STARTER

CNT Connected Technology

Battery support for:
- Diagnostics
- ECU programming
- ADAS recalibration

SPECIAL PROJECTS

Contact us for special projects.

Quick Customization:
Modes, Curves, parameters...

22 languages

GB RU GR CN simplified
FR SE CZ CN traditional
DE DK PL JP
NL FI SK
ES TR UA
PT HR
IT HU

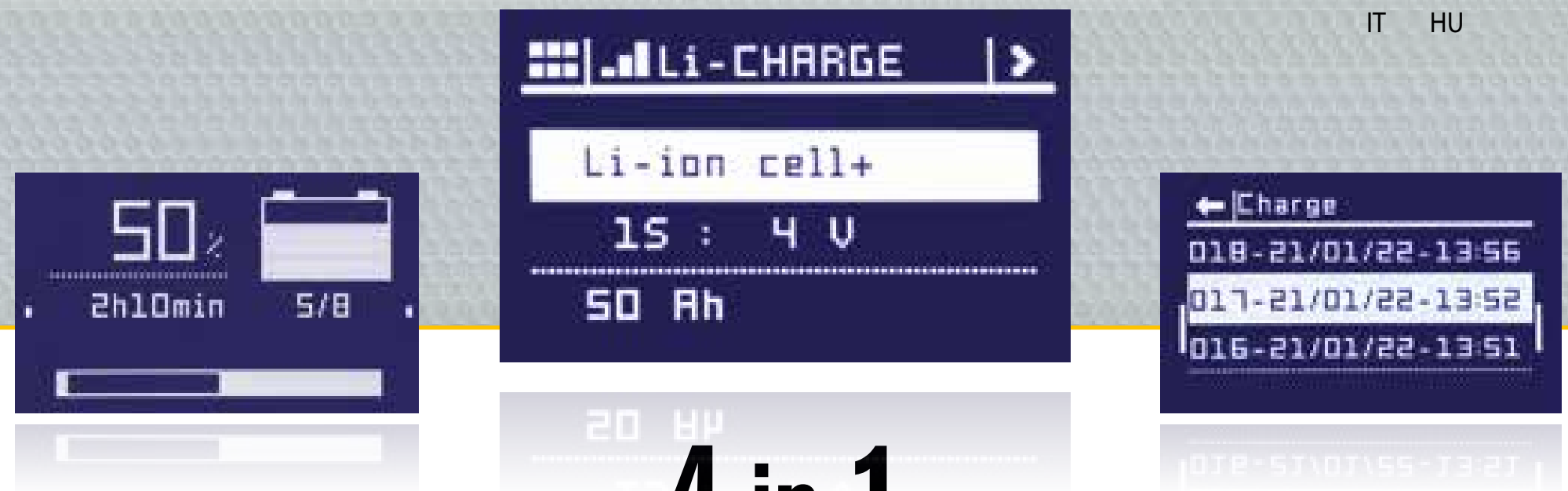

4 in 1

AUTOMATIC CHARGE

Pb AUTOMOTIVE
- ✓ GEL
- ✓ AGM
- ✓ LIQUID
- ✓ EASY
- ✓ EXPERT
- ✓ NORMAL
- ✓ BOOST
- ✓ RECOVERY+

Pb TRACTION
- ✓ GEL
- ✓ LIQUID

LITHIUM READY
- ✓ LFP/LiFePO$_4$
- ✓ LI-ION STD
- ✓ LFP CELL+
- ✓ LI-ION CELL+

BSU

- DIAG + — U2 ADJUSTABLE
- SHOWROOM
- CHANGE BATTERY
- POWER SUPPLY — U2 & I2 max ADJUSTABLE

AUTOMATIC STARTER

- ✓ START

TEST

- ✓ VOLTAGE
- ✓ START UP
- ✓ ALTERNATOR

CNT Connected Technology

SOFTWARE UPDATE

gys.fr

UPDATE STARTFLASH SOFTWARE

CUSTOMIZATION

CNT MANAGER
- STARTFLASH parameters
- Custom curves
- Multi products management
- Import/export configurations

…

INSTALL CUSTOM CONFIGURATIONS

TRACEABILITY

DATA EXPORT FUNCTION

DATA
Start date
Curve name
Rated voltage
Battery capacity
Initial battery state
Charge duration
Total duration
Final battery state
Identification
and more ...

Connected Modules & Technology
p.36

SMART 9 STEP

Pb

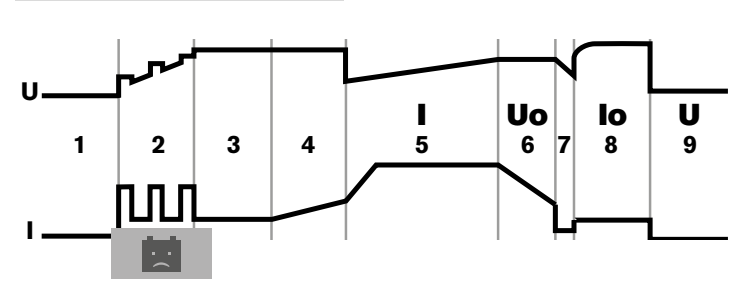

1. Status analysis
2. Recovery
3. Sulphation test
4. Desulfation
5. Fast charge 80%
6. Absorption
7. Test Absorption
8. Refresh
9. Floating 100%

LiFePO4

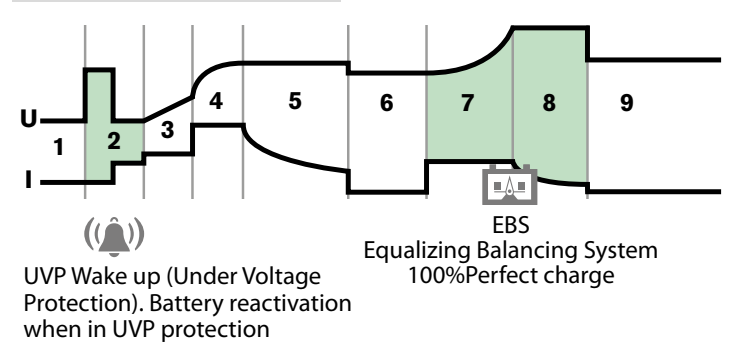

1. Status analysis
2. UVP Wake Up
3. Recovery
4. Fast charge 90%
5. Absorption 95%
6. Test
7. Completion
8. Equalization
9. Floating 100%

FULL PROTECTION
- On-board electronics
- Over voltage
- No sparks

UNIVERSAL MODE — AUTO SELECTION

SULFATED BATTERIES

ALL BATTERIES

GO >1 V

PFC POWER FACTOR CORRECTION
185 V – 265 V

WORLD FIRST

6 / 12 / 16 / 24 V

STARTFLASH 120.24 CNT

2 › 300 A

5 m - 35 mm² 700 A

073616

OPTION

Trolley
074965

STARTER RECOMMENDATION

	6V	12V	24V	5 Ah	6V	Précharge	+300 Ah
STARTFLASH 120	•	•	•	10 › 180 Ah			180 › 250 Ah

MADE IN FRANCE

	50 / 60 Hz	CHARGE (battery)	CHARGE (power)	START MINI	I max	25℃ @100 %	40℃ @ 100 %	(capacity)	TRACTION BATTERIES	START	1 V/C	0 V/C	AUTO START	IP	LxWxH cm / kg	LxWxH cm / kg
STARTFLASH 120.24 CNT	85> 265 V	6/12/24 V	3500 W	2 V	110 V : 100 A	75 A	55 A	20 › 1200Ah	•	6/12/24 V	150 A	150 A	•	20	49 x 37.5 x 30.5 / 14	41.5 x 32.5 x 25.5 / 18.5
					230 V : 120 A	110 A	90 A			6 V :	300 A	300 A				
										12 V :	300 A	300 A				
										24 V :	200 A	300 A				

BSU

BATTERY SUPPORT UNIT

CNT Connected Technology

YouTube
VIDEO
EQUALIZE MODE

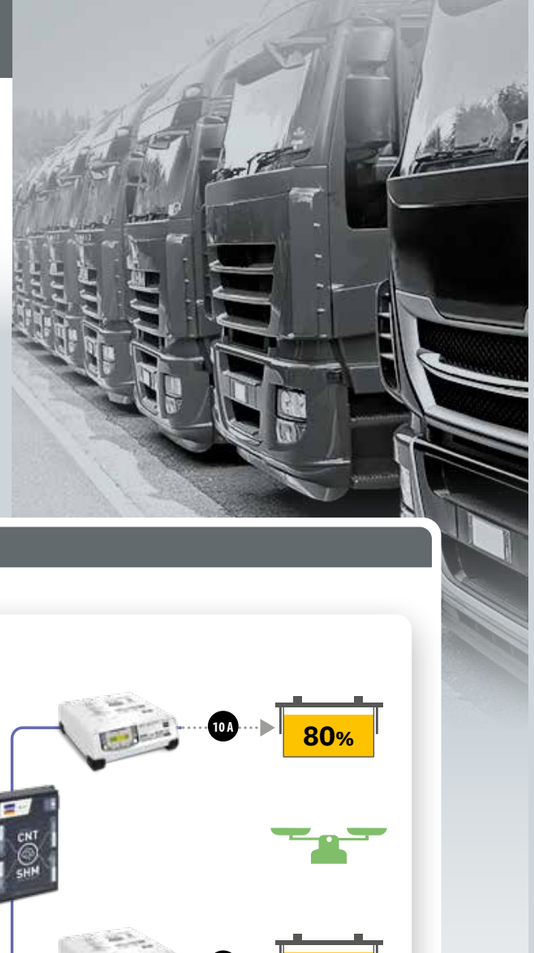

BATTERY BALANCING

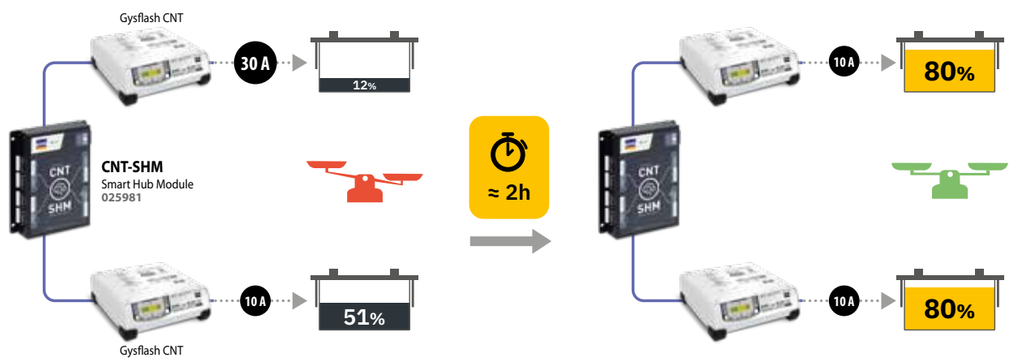

BENEFITS

- Increased reliability
- Healthy batteries
- Waste reduction

EQUALIZATION & BSU

Use all your BSU modes while balancing the batteries

DIAG +	U2 ADJUSTABLE
SHOWROOM	
CHANGE BATTERY	
POWER SUPPLY	U2 & I2 max ADJUSTABLE
AND MORE	

SMART 9 STEP CHARGE

Pb

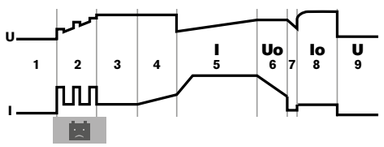

1. Status analysis
2. Recovery
3. Sulphation test
4. Desulfation
5. Fast charge 80%
6. Absorption
7. Test Absorption
8. Refresh
9. Floating 100%

LiFePO4

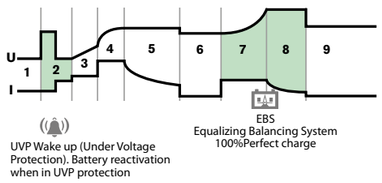

1. Status analysis
2. UVP Wake Up
3. Recovery
4. Fast charge 90%
5. Absorption 95%
6. Test
7. Completion
8. Equalization
9. Floating 100%

GYSFLASH EQUALIZE PACKS

NEW 01 2025

EQUALIZE (2 × 12 V CHARGERS)

- Gysflash 101.12 CNT FV 026988 — 12 V
- Gysflash 101.12 CNT FV 026988 — 12 V
- CNT SHM 025981
- SMC Cable (1m) 056596
- BSU Flash Plus 085510

pack EQUALIZE 1 085534

pack EQUALIZE 2 085534

EQUALIZE (2 × 24 V CHARGERS)

- Gysflash 101.24 CNT FV 025967 — 24 V
- Gysflash 101.24 CNT FV 025967 — 24 V
- CNT SHM 025981
- SMC Cable (1m) 056596
- BSU Flash Plus 085510

pack EQUALIZE 3 085558

pack EQUALIZE 4 085565

CNT

Connected Modules & Accessories
p.36

BSU

BATTERY SUPPORT UNIT

CNT Connected Technology

FULLY CUSTOMIZABLE › p.34

YouTube
PLAYLIST
CNT TECHNOLOGY

19 languages

GB	ES	RU	TR	PL
FR	PT	SE	HR	SK
DE	HU	DK	GR	UA
NL	IT	FI	CZ	

SPECIAL PROJECT - CONTACT US

AUTOMATIC BATTERY DETECTION & MODE SELECTION

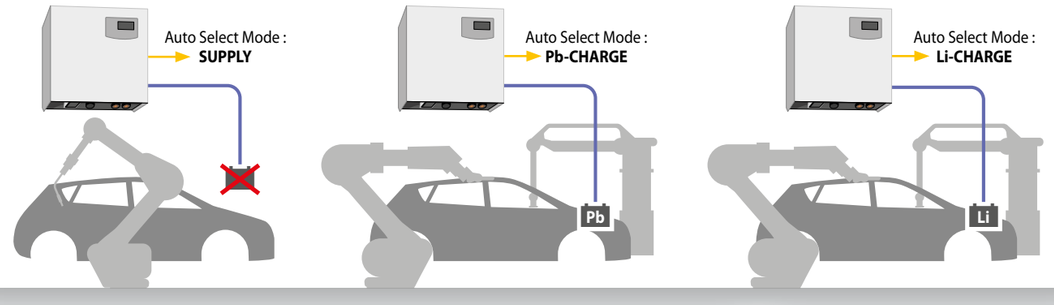

CONTROL VIA 1D/2D BARCODES

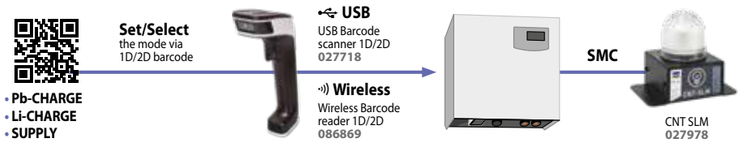

CONFIG DESIGNER MENU

Setting the charge curve from the Gysflash interface :

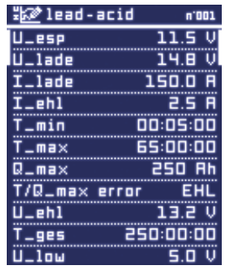

ADVANCED AUTOMATION

I/O communication
5 configurable on/off inputs
Control the charger
(Select mode, start/stop the charge...)

5 configurable output relays
Get back informations
(charge in progress, charge ok, error...)

CAN communication
Advanced control by CAN bus

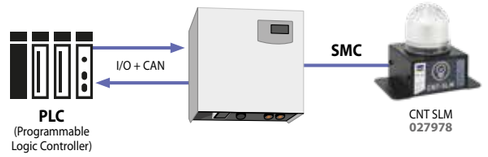

SECURE ACCESS

- Customizable manual accesses
- Configurable password

CHARGE (150 CURVE CAPACITY)

Pb CHARGE	Li CHARGE
✓ LEAD ACID	✓ LITHIUM
☑ and more	☑ and more

SUPPLY (10 CURVE CAPACITY)

EPS (External Power Supply)

☑ and more

POWER-UP

LITHIUM REACTIVATION MODE

PFC POWER FACTOR CORRECTION

FV FLEXIBLE VOLTAGE 85 V – 265 V
GYSFLASH 108.12 CNT FV
GYSFLASH 148.12 CNT FV

FV FLEXIBLE VOLTAGE 320V – 520V
GYSFLASH 158.12 CNT FV

NEW 01 2025



ACCESSORIES p.39

SCREW CONNECTOR available on request

12 V



NEW 01 2025

GYSFLASH 108.12 CNT FV
105 A | 1~
PFC SC FV CNT
no accessories
085602



NEW 01 2025

GYSFLASH 148.12 CNT FV
145 A | 1~
PFC SC FV CNT
no accessories
069916



NEW 01 2025

GYSFLASH 158.12 CNT FV
150 A | 3~
SC FV CNT
no accessories
069909

MADE IN FRANCE	50 / 60 Hz			START MINI	I max	25°C @100 %	40°C @ 100 %	60°C @ 100 %		IP		
GYSFLASH 108.12 CNT FV	85 › 265 V	12 V	1800 W	1 V	110 V : 65 A 230 V : 105 A	65 A 105 A	65 A 105 A	62 A 88 A	20 › 700 Ah 20 › 1200 Ah	54	9.4 kg	37.6 × 14.5 × 29.6 cm
GYSFLASH 148.12 CNT FV	85 › 265 V	12 V	2500 W	1 V	110 V : 100 A 230 V : 145 A	100 A 134 A	90 A 116 A	62 A 88 A	20 › 1200 Ah 20 › 1800 Ah	54	9.4 kg	37.6 × 14.5 × 29.6 cm
GYSFLASH 158.12 CNT FV	320 › 520 V	12 V	2500 W	1 V	150 A	140 A	120 A	100 A	20 › 1800 Ah	54	10.3 kg	37.6 × 14.5 × 38 cm

BSU

BATTERY SUPPORT UNIT

CNT Connected Technology



USB key
16 Gb
062344

YouTube
PLAYLIST
CNT TECHNOLOGY

SPECIAL PROJECTS

Contact us for special projects.

Quick Customization:
Modes, Curves, parameters...

SOFTWARE UPDATE | LIFETIME EVOLUTION

TRACEABILITY | CHARGING DATA

DESIGN YOUR CHARGING CURVE | PRODUCT CONFIGURATION

CNT MANAGER (gys.fr)
- GYSFLASH parameters
- Custom curves
- Multi-unit management
- Import/export configurations

…

Create your personalised configuration

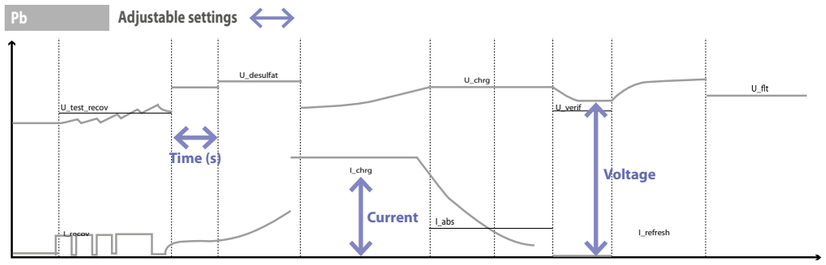

Full customisation

Adjust your unit to best suit your application

	LEAD-ACID - PB	Lithium - LFP	Lithium - Li-ion std
CELL VOLTAGE (20% - 100%)	2.0 V/cell – 2.15 V/cell	3.2 V/cell – 3.6 V/cell	3.5 V/cell – 4.2 V/cell
CHARGING VOLTAGE	2.33 V/cell – 2.47 V/cell	3.6 V/cell	4.2 V/cell
Gysflash xx.12 CNT	1 S* – 6 S	1 S – 4 S	1 S – 3 S
Gysflash xx.24 CNT	1 S – 12 S	1 S – 8 S	1 S – 7 S
Gysflash xx.48 CNT	1 S – 24 S	1 S – 16 S	1 S – 14 S

*S = Battery serial cells

Download one of our GYS configuration

Configuration file (gys.fr)	Applications	CHARGE MODE													POWER MODE							MISCELLANEOUS
		Pb-CHARGE							Li-CHARGE				TRACTION									
		normal	AGM	liquid	Easy	Boost	Recovery +	Ca / ca recov	LFP/LiFePO4	Li-ion std	LFP cell+	Li-ion cell+	liquid	gel	SHOWROOM	DIAG+	CHANGE BAT.	STARTER MODE	POWER SUPPLY	Li-SUPPLY/LFP	Li-SUPPLY/Li-ion	TESTER MODE
1_gys_original.gfc	Initial configuration of the charger	✓	✓	✓	✓				✓						✓	✓						✓
2_car_extended.gfc	Extensive features for garages	✓	✓	✓	✓	✓	✓	✓	✓						✓	✓	✓	✓	✓			✓
3_showroom_only.gfc	Simplified version for dealerships and demonstration vehicles														✓							
4_pro_lithium.gfc	Professional of lithium battery								✓	✓	✓	✓							✓	✓	✓	
5_traction.gfc	Forklift truck, electric pallet truck, stacker...												✓	✓								
6_full_version.gfc	Full version	✓	✓	✓	✓	✓	✓	✓	✓	✓	✓	✓	✓	✓	✓	✓	✓	✓	✓	✓	✓	✓

MODULES | MAXIMUM VERSATILITY

SINGLE MODULE

MULTI MODULES

ADVANCED

MULTI-MODULES GROUPS

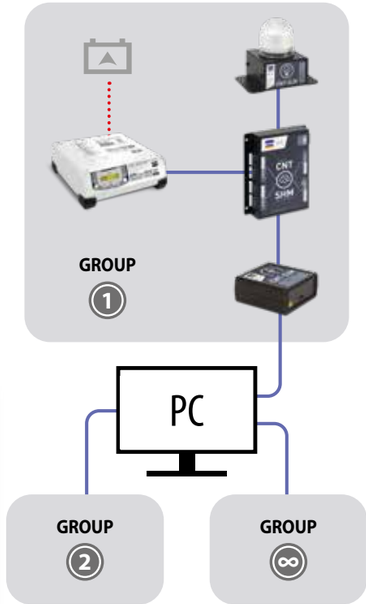

PARALLEL CHARGING | EXAMPLE : GYSFLASH 101.12 CNT (X4)



PORTABLE BSU

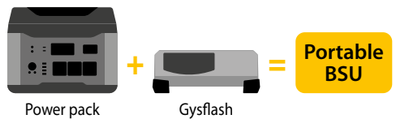

USAGE DURATION Power pack + Gysflash	GYSFLASH 30.12 30.24	50.12 51.12	100.12 / 102.12 101.12 / 103.12 50.24 / 53.24 25.48	121.12 123.12 125.12
POWER PACK 520	1 h 10	—	—	—
POWER PACK 1300	2 h 50	1 h 40	—	—
POWER PACK 14.22	3 h 10	1 h 50	1 h	45 min
POWER PACK 14.15 FC	3 h 10	1 h 50	1 h	—

CNT TECHNOLOGY

MODULES

CNT Connected Technology

SMC CABLE

1 m 056596
3 m 025691

YouTube
PLAYLIST
CNT TECHNOLOGY

COMING SOON
LoRa Sigfox
CAN BUS and More…

SCAN

CRIT'AIR
Customer data
Battery data
Charge data

USB Barcode scanner
1D/2D
027718
USB direct connection

Wireless Barcode reader
1D/2D
086869
Wireless

NEW 01 2025

Download Brochure
Télécharger la brochure

OPTIONS
Support Barcode scanner
025745

LIGHT & SOUND

Scratch mounted

CNT-SLM
Smart Light Module
027978
65dB

12.6 × 14.6 × 9.3 cm / 560g
23 × 17 × 13 cm / 840g

Included
SMC Cable
1 m
056596

Pb charge | Lithium charge | OK | Error

OPTIONS
SLM/SPM support
028906

PRINT

Magnetic mounting

CNT-SPM
Smart Printer Module
026919

14 × 10.5 × 13.3 cm / 1.4 kg
23 × 17 × 13 cm / 1.9 kg

Customizable receipt

Included
SMC Cable - 1 m
056596

Standard roller x2
57mm x 7.5 m, Ø 25 mm
056633

OPTIONS

SLM/SPM support
028906

USB Keyboard
AZERTY 027725
QWERTY 027770
QWERTY compatibility

BSU SMART COMMUNICATION

CNT-SUM
Smart USB Module
025974

USB micro A

6.9 × 6.8 × 2.9 cm / 85g
28.5 × 11 × 11.5 cm / 380g

Computer / Diag System

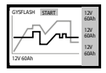

Included
SMC Cable - 1 m
056596

Computer connection

CNT-SWM
Smart Wireless Module
070837

Bluetooth LE
COMING SOON Wifi

6.9 × 6.8 × 2.9 cm / 85g
27.6 × 9.6 × 9.6 cm / 440g

Computer / Diag System

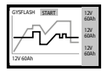

Included
SMC Cable - 1 m
056596

SMART HUB MODULE

CNT-SHM
Smart Hub Module
025981

22 × 18 × 4.5 cm / 1 kg
16.4 × 13.4 × 24 cm / 1.7 kg

Included
SMC Cable
1 m
056596

UP TO 4 MODULES + 4 GYSFLASH

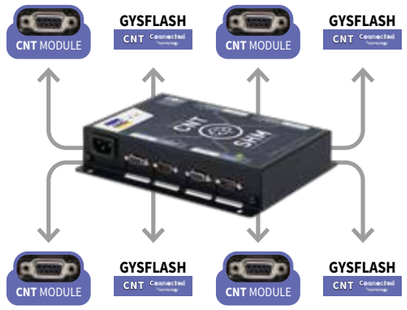

POWER HUB MODULE

CNT-PHM
Power Hub Module
056589

31.7 × 24.5 × 9 cm / 2.7 kg
32 × 29 × 13.5 cm / 3.2 kg

Included
M6 KIT

4 GYSFLASH IN
Ø Cables: 10 → 25 mm²



Ø Cables: 25 → 70 mm²

SUPPORTS

BSU Flash XL
028890

Battery charging rack
Rack de charge
Ladeständer
079595

Heavy-duty case
Valise de chantier
Hartschalenkoffer
060432

ALL GYSFLASH
- COMPATIBILITY -
Vertical & Horizontal

WALL SUPPORT

Magnetfix 50
029637



✓ for vertical Gysflash

GYSFLASH PRO vertical wall mounting kit
082694

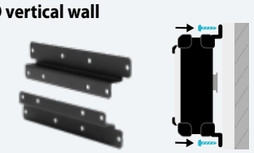

✓ for vertical Gysflash

Wall support
Tablette
Wandhalterung
055513

21 × 43 × 57 cm / 3.9 kg
36 × 43 × 20 cm / 3.3 kg

✓ for horizontal Gysflash

TROLLEYS

NEW 01 2025

BSU Flash XL
028890

BSU Flash Plus
085510

OPTION
Protective cover
062733

OPTION
Cable support
052284

STANDARD ACCESSORIES

ANDERSON CABLES

	for GYSFLASH: 32.12 PL / 30.12 / 50.12 51.12 / 30.24 / 50.24 / 53.24 25.48 / 51.48 / 53.48	for GYSFLASH: 100.12 / 101.12 102.12 / 103.12
Anderson / Clamps		
2.5 m - 10 mm² 085800	✓	—
2.5 m - 16 mm² 056503	✓	✓
5 m - 16 mm² 054615		
8 m - 16 mm² 056572		
Anderson / NATO	✓	✓
5 m - 16 mm² 026810		
Anderson / Rema 160 A	✓	✓
5 m - 16 mm² 069091		
Anderson / Anderson 175 A	✓	✓
5 m - 16 mm² 069107		
Anderson / Texas	✓	✓
0.2 m - 16 mm² 055902		
1 m - 16 mm² 028791		

TEXAS CABLES

	for GYSFLASH: 121.12 / 123.12 / 125.12 108.12 / 148.12 / 158.12 101.24 / 103.24 / 107.24
Texas / Clamps	
2.5 m - 25 mm² 028876	✓
5 m - 25 mm² 027886	
Texas / Rema 160 A	✓
5 m - 25 mm² 025714	
Texas / Anderson 175 A	✓
5 m - 25 mm² 025721	
Texas / NATO	✓
5 m - 25 mm² 025707	
10 m - 25 mm² 056626	

PARALLEL CABLES KIT 072954

Anderson/Cable lugs M6 **x2** 16 mm² - 1 m

Cable lugs/Cable lugs M6 **x2** **(1 red + 1 black)** 35 mm² - 5 m

Texas/Cable lugs M6 **x2** 25 mm² 1 m

M6 KIT
Ø16 (x4)
Ø25 (x4)
Ø35 (x4)

SMC Cable **1 m**

INTERNAL FUSES

40 A
for GYSFLASH 30
054646

125 A
for GYSFLASH 100, 101, 102
054585

150 A
for GYSFLASH 121, 123, 103
027930

EXTERNAL FUSES

6.3 A
for GYSFLASH 30
054578

10 A
for GYSFLASH 40, 50 100, 101, 102
056527

CONNECTORS

NATO
026780

USB key
16 Go/GB

062344

GYSFLASH CNT PACKS

	101.12 CNT 026988	121.12 CNT 026971	101.24 CNT 025967	CNT-SPM + paper roll + support 026919 + 056633 + 028906	Barcode Scanner + support 027718 + 025745		BSU Flash XL 028890	CNT SLM 027978	CNT SHM 025981	CNT PHM 056589	Parallel cable kit 072954
SINGLE GYSFLASH											
pack GYSFLASH CNT 1 068117	✓	—	—	✓	✓	✓ QWERTY	✓	—	—	—	—
pack GYSFLASH CNT 2 068124	✓	—	—	✓	✓	✓ AZERTY	✓	—	—	—	—
pack GYSFLASH CNT 3 068131	—	✓	—	✓	✓	✓ QWERTY	✓	—	—	—	—
pack GYSFLASH CNT 4 068148	—	✓	—	✓	✓	✓ AZERTY	✓	—	—	—	—
DOUBLE GYSFLASH											
pack GYSFLASH CNT 5 072978	✓ x2	—	—	✓	✓	✓ AZERTY	✓	✓	✓	✓	✓
pack GYSFLASH CNT 6 074972	✓ x2	—	—	✓	✓	✓ QWERTY	✓	✓	✓	✓	✓
WITHOUT GYSFLASH											
pack Parallel Charging 072961	—	—	—	—	—	—	—	—	✓	✓	✓
pack GYSFLASH PRO 1 079908	—	—	—	✓	✓	✓ AZERTY	✓	✓	✓	—	—
pack GYSFLASH PRO 2 079915	—	—	—	✓	✓	✓ QWERTY	✓	✓	✓	—	—

CHARGERS

ARTIC

ENERGY

PATENTS REGISTERED NUMBERS
001652090-0001
EUROPEAN TRADEMARK & DESIGN

TCB

PATENTS REGISTERED NUMBERS
001652090-0001
EUROPEAN TRADEMARK & DESIGN

SSM

Save and load settings. Automatic restart in case of power cut.

Mémorisation des réglages. Redémarrage automatique en cas de coupure électrique.

Einstellungsspeicherung. Automatisches Starten nach einem Netzausfall.

START STOP

Start/stop Engine : Compatible with Start/Stop vehicles.
Compatible véhicules Start/Stop.
Geeignet für START-STOP-Fahrzeuge.

"Cold charge" mode: performance-enhancing charging mode for cold or freezing weather conditions.

Mode "Cold charge": optimisation des performances en cas de temps froid ou de gel.

«Cold Charge»-Modus: Leistungsoptimierung bei kaltem Wetter oder bei Frost.

INCLUDED

all ARTIC

AUTOMATIC SMART HF INVERTER

I REGULATED IUoU FAST CHARGE

ARTIC 800

12 V | 0.8 A | GO > 7 V

SSM

029569
: 029682

ARTIC 1500

12 V | 1.5 A | GO > 7 V

SSM

029576

ARTIC 4000

6/12 V | 4/1-4 A | GO > 2 V (6V) GO > 7 V (12V)

SSM | START STOP

029583
: 029705

ARTIC 8000

2/8 A | 12V | GO > 7 V

SSM | START STOP

029590
: 029712

12 V • TRADITIONAL W

ENERGY 126

4 A

SSM

023222
: 025165

Fuse X10
10A 054530
15A 054493

12 V • AUTOMATIC WU

TCB 60

2/4 A | GO > 3.5 V

SSM | START STOP

023253

TCB 90

2/5.5 A | GO > 3.5 V

SSM | START STOP

023260

TCB 120

3.5/7 A | GO > 3.5 V

SSM | START STOP

023284
: 025240

		50 / 60 Hz		CHARGE				Polarity protection	Cold Charge	SSM Self Start memory	Full security	START STOP Start/Stop engine	Fuse	CHARGER + TESTER	CONTROL	L × W × H cm / kg	
					Moyen / Average (EN 60335)	Efficace / RMS	Reg										
MADE IN CHINA	**ARTIC 800**	100-240V	15 W	12V	0,8 A	—	—	•	—	•	—	—	—	—	—	6 × 15.1 × 25.5 / 0.43	0.43 kg
	ARTIC 1500	220-240V	27 W	12V	1,5 A	—	—	•	—	•	—	—	—	—	—	25.7 × 15.1 × 6 / 0.5	0.5 kg
	ARTIC 4000	220-240V	75 W	6 V 12 V	4 A 1 A / 4 A	—	2	•	•	•	•	•	—	OK	—	24.9 × 15.1 × 6 / 0.8	0.78 kg
	ARTIC 8000	220-240V	130 W	12V	2 / 8 A	—	2	•	•	•	•	•	—	OK	—	34.1 × 17.7 × 7.3 / 1.1	1.13 kg
	ENERGY 124	220-240V	70 W	12V	3 A	4.5 A	—	—	—	•	—	—	10 A	—	—	16.6 × 11.6 × 22.5 / 1.9	1.9 kg
	ENERGY 126	220-240V	90 W	12V	4 A	6 A	—	—	—	•	—	—	10 A	—	—	16.6 × 11.8 × 22.5 / 2	2 kg
MADE IN GYS CHINA	**TCB 60 automatic**	220-240V	85 W	12V	2 - 4 A	6 A	2	•	—	•	—	—	10 A	OK	OK	12.7 × 12 × 30.2 / 2.5	2.5 kg
	TCB 90 automatic	220-240V	120 W	12V	2 - 5,5 A	8 A	2	•	—	•	—	•	15 A	OK	OK	17.2 × 12 × 30.2 / 3.2	3.2 kg
	TCB 120 automatic	220-240V	150 W	12V	3,5 - 7 A	10.5 A	2	•	—	•	—	•	15 A	OK	OK	17.9 × 12.3 × 30.4 / 3.2	3.2 kg

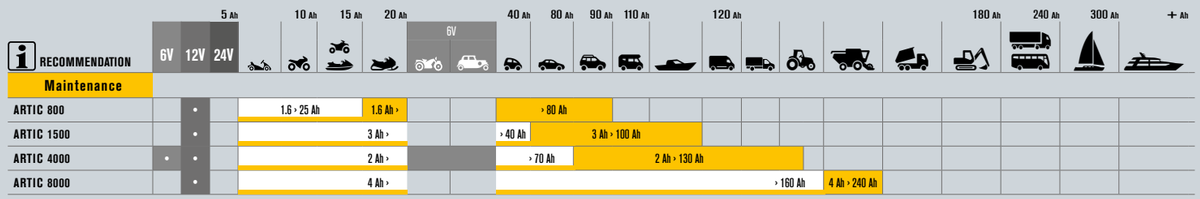

CHARGERS

CT

CT 160
9 A
SSM

1.5 m - 1.5 mm² > 40 A
024106
: 025325

CT 210
12 A
SSM

1.5 m - 2.5 mm² > 40 A
024113
: 025349

12 / 24 V • MANUAL W

CA

Protection for on-board electronics

CA 150
10 A
SSM

1.5 m - 2.5 mm² > 40 A
024434

CA 360
25 A
SSM

2 m - 6 mm² > 60 A
023185

12 / 24 V • AUTOMATIC W2

MULTICHARGE

6 charging speeds

MULTICHARGE CT 48
32 A
SSM
026087

2 m - 6 mm² > 60 A

12 / 24 / 36 / 48 V • MANUAL W

WATTMATIC

Protection for on-board electronics

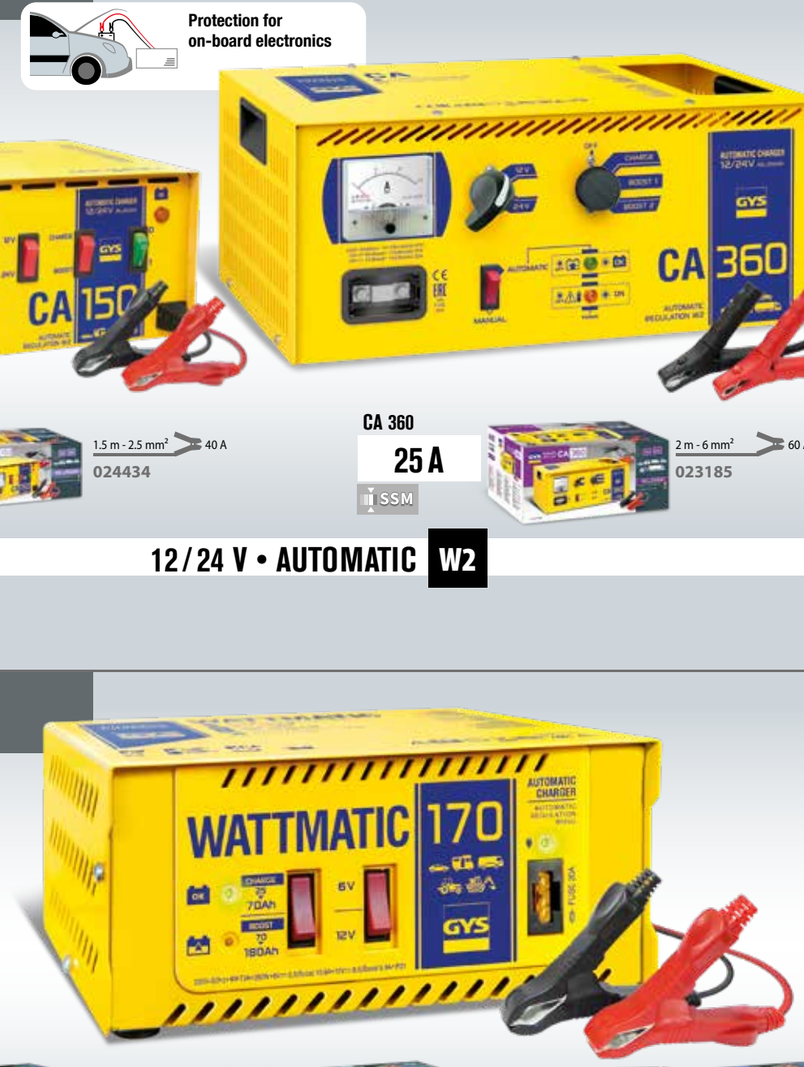

WATTMATIC 100
5 A GO > 3.5 V
SSM START STOP
024823
1.5 m - 1.5 mm² > 40 A

WATTMATIC 140
9 A GO > 3.5 V
SSM START STOP
025608
1.5 m - 2.5 mm² > 40 A

WATTMATIC 170
10 A GO > 3.5 V
SSM START STOP
025615
1.8 m - 2.5 mm² > 40 A

6 / 12 V • AUTOMATIC WUoU

Fuse ×10

10A	15A	20A	25A	40A	50A
WATTMATIC 100 054530	CT 160, WATTMATIC 140 054493	CT 210, WATTMATIC 150 & 170 054509	CA 150, WATTMATIC 180 054516	CT 48 054646	CA 360 054622

			CHARGE									
					Average / Moyen (EN 60335)			Efficace / RMS	Reg	Fuse	L × W × H cm / kg	
					Reg 1	Reg 2	Reg 3					
CT 160	230V, 50 / 60 Hz	190W	**12 / 24V**	12V ›	7 A	9 A (boost)	—	13,5 A	2	15 A	30.3 × 20.7 × 13.9 / 3.9	3,9 kg
				24V ›	3 A	5 A (boost)	—	7,5 A	2			
CT 210	230V, 50 / 60 Hz	260W	**12 / 24V**	12V ›	8 A	12 A (boost)	—	18 A	2	20 A	33.4 × 22.5 × 14.4 / 5.3	5,2 kg
				24V ›	4 A	6 A (boost)	—	9 A	2			
MULTICHARGE CT 48	230V, 50 / 60 Hz	1200W	**12 / 24 / 36 / 48V**	12V ›	20,8 A › 32,4 A			31 A	6	40 A	40.5 × 34 × 24 / 15.8	15,5 kg
				24V ›	20,1 A › 31,8 A			29 A	6			
				36V ›	19,6 A › 22,4 A (30,4 A boost)			29 A	6			
				48V ›	15,5 A › 18,7 A (24,3 A boost)			28 A	6			
CA 150	230V, 50 / 60 Hz	500W	**12 / 24V**		8 A	10 A (boost)	—	18 A	2	25 A	32.8 × 25.5 × 14.6 / 6.5	6 kg
CA 360	230V, 50 / 60 Hz	920W	**12 / 24V**		7 A	15 A (boost1)	25 A (boost2)	37 A	3	50 A	43 × 30 × 23 / 14	14 kg
WATTMATIC 100	230V, 50 Hz	170W	**6 / 12V**		3 A	5 A		11.4 A	2	10 A	26.9 × 24.3 × 12.8 / 3.7	3.8 kg
WATTMATIC 140	230V, 50 Hz	230W	**6 / 12V**		5 A	9 A (boost)	—	16.5 A	2	15 A	33.9 × 22.2 × 13.4 / 4.8	4.8 kg
WATTMATIC 170	230V, 50 Hz	280W	**6 / 12V**		6.5 A	10 A (boost)	—	18.8 A	2	20 A	33.9 × 22.2 × 13.6 / 5	5 kg

DESIGN GYS FRANCE

MADE IN GYS CHINA

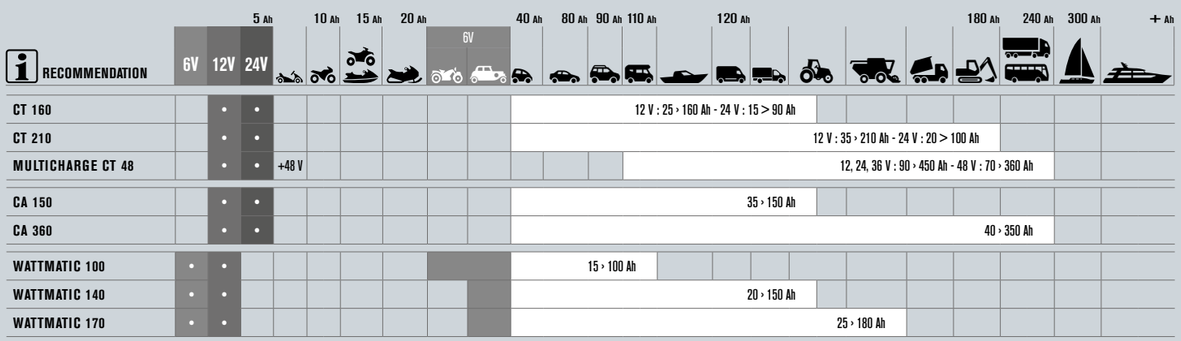

CHARGERS

AUTOMATIC, SMART & FAST

SSM SELF START MEMORY | AUTO DETECT BATTERY VOLTAGE DETECTION | START STOP ALL BATTERIES

Microprocessor Control

FULL PROTECTION: On-board electronics, Over voltage, Reverse polarity, No sparks

YouTube PLAYLIST BATIUM

BATIUM 7.12

7 A | GO > 2 V

SSM | START STOP | AUTO DETECT

1.5 m - 1.5 mm² > 40 A

024496

GB: 024557

BATIUM 15.12

15 A | GO > 0.5V

SSM | START STOP | AUTO DETECT | MODE SOS RECOVERY

1.5 m - 2.5 mm² > 40 A

024519

GB: 024632

6 / 12 V IWUoU

BATIUM 7.24

7 A | GO > 2 V

SSM | START STOP | AUTO DETECT

1.5 m - 1.5 mm² > 40 A

024502

BATIUM 15.24

15 A | GO > 0.5V

SSM | START STOP | AUTO DETECT | MODE SOS RECOVERY

1.5 m - 2.5 mm² > 40 A

024526

GB: 024588

6 / 12 / 24 V IWUoU

I REGULATED FAST CHARGE | TRACTION BATTERY CHARGING | TEST

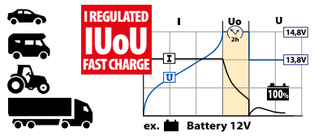

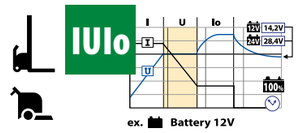

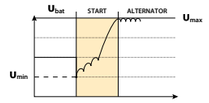

BATIUM 25.24 X

25 A | GO > 0.5V

2 m - 6 mm² > 60 A

024830

SSM | START STOP | AUTO DETECT | MODE SOS RECOVERY

6 / 12 / 24 V I REGULATED IUoU FAST CHARGE | IUIo Specific charge Traction batteries

Fuse ×10

15A BATIUM 7/12 & 7/24 054493

30A BATIUM 15/12 & 15/24 054523

RECOMMENDATION

	6V	12V	24V	5 Ah	10 Ah	15 Ah	20 Ah	6V	40 Ah	80 Ah	90 Ah	110 Ah	120 Ah	180 Ah	240 Ah	300 Ah	+ Ah
BATIUM 7.12	•	•				15 › 130 Ah											
BATIUM 7.24	•	•	•			15 › 130 Ah											
BATIUM 15.12	•	•						35 › 225 Ah									
BATIUM 15.24	•	•	•					35 › 225 Ah									
BATIUM 25.24 X	•	•	•					35 › 350 Ah									

MADE IN FRANCE	50 / 60 Hz		CHARGE			Average / Moyen (EN 60335) Reg 1	Reg 2	Reg 3	boost	Fuse	L × W × H cm / kg		MODE SOS RECOVERY Deeply Sulfated batteries
BATIUM 7.12	230V	105W	6/12V	2	11 A	3 A	—	—	7 A	15 A	13.5 × 36 × 21 / 4.6	4.6 kg	—
BATIUM 15.12	230V	225W	6/12V	3	22 A	7 A	10 A	—	15 A	30 A	36.2 × 21.2 × 14 / 5.7	5.6 kg	•
BATIUM 7.24	230V	210W	6/12/24V	2	11 A	3 A	—	—	7 A	15 A	34.8 × 21 × 14.1 / 5.4	5.4 kg	—
BATIUM 15.24	230V	450W	6/12/24V	3	22 A	7 A	10 A	—	15 A	30 A	36.2 × 21 x 14.3 / 7.1	7.1 kg	•
BATIUM 25.24X	230V	1150W	6/12/24V	3	37 A	7 A	15 A	25 A	—	—	42 × 28 × 24.5 / 13.5	13.4 kg	•

BSU
BATTERY SUPPORT UNIT

PFC POWER FACTOR CORRECTION

FV FLEXIBLE VOLTAGE
95 V — 265 V

NEW 04 2025

DIAG-BATIUM 100.12

100 A — 2.5 m - 16 mm² — 076969

PFC FV

12 V

BSU: DIAG (POWER SUPPLY)

BSU adjustable voltage:
12.7 › 15.5 V

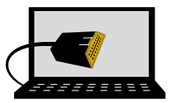

U2 ADJUSTABLE

CHARGE: Pb

Pb adjustable courant: 5 › 100 A

1. Status analysis
2. Recovery
3. Test desulfation
4. Desulfation
5. Fast charge 80%
6. Absorption
7. Floating 100%

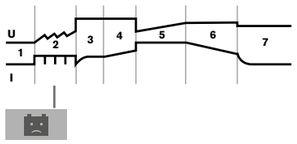

Auto Recovery :
Recovers deeply discharged (min 2V) and/or sulfated batteries.
Récupération des éléments des batteries profondément déchargées (mini 2V) et/ou sulfatées.
Wiederherstellung der Zellen bei tiefentladenen bzw. sulfatierten Batterien (min. 2V).

CHARGE: LiFePO4

LiFePO4 adjustable courant: 5 › 100 A

1. UVP Wake up-Status analysis
2. Recovery
3. Fast charge 90%
4. Absorption 95%
5. Test
6. Completion
7. Equalization
8. Floating 100%

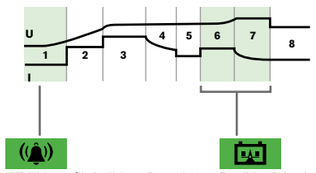

UVP Wake up (Under Voltage Protection)
Battery reactivation when in UVP protection.
Réactivation de la batterie en protection UVP.
Reaktivierung der Batterie mit UVP-Schutz.

Equalizing Balancing System
Balancing of the battery cells.
Équilibrage des cellules.
Ausgleich der Batteriezellen.

MADE IN FRANCE	50 / 60 Hz	L ↔	mm²			START MINI	I max	25°C @100 %	40°C @ 100 %		SHOWROOM CONNECT	IP		
DIAG-BATIUM 100.12	95 › 265 V	2,5 m	16	12 V	1600 W	2 V	100 A	75 A	66 A	20 › 1200 Ah	Ø M6	20	NC	32 × 23.5 × 13.6 cm

CHARGERS
MULTICHARGE STATION

FULL PROTECTION
Reverse polarity
Over voltage
No sparks

12 V

DHC 54E

4×5 A — **Liquid-Gel**

025097

35 × 19 × 7.5 cm / 2.5 kg

NEW 05 2025

6 / 12 V — I REGULATED IUoU FAST CHARGE

MULTICHARGE STATION

4×10 A — **Pb-Li**

083578

34.5 × 38 × 31.5 cm / 6.3 kg

REPAIR MODE

RECOVERY OF SULFATED BATTERIES

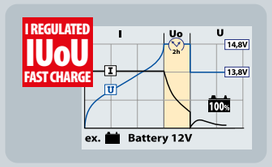

RECOMMENDATION	6V	12V	24V	5 Ah	10 Ah	15 Ah	20 Ah (6V)	40 Ah	80 Ah	90 Ah	110 Ah	120 Ah	180 Ah	240 Ah	300 Ah
DHC 54E		•			10 › 100 Ah			10 › 100 Ah							
MULTICHARGE STATION	•	•			8 › 250 Ah			8 › 250 Ah							

STARTERS & CHARGERS

12 - 24 V

TRADITIONAL
START 48
NEOSTART 49

AUTOMATIC
STARTIUM 50

BATTERY SUPPORT UNIT
DIAG-STARTIUM 51

STARTUP

STARTERS & CHARGERS
AUTOMATIC W2

SSM SELF START MEMORY

START / NEOSTART

STARTERS & CHARGERS
TRADITIONAL W

SSM SELF START MEMORY

Fuse ×2

- 50 A — Start 200 — 054622
- 80 A — Start 300 — 054653
- 150 A — Neostart 320 — 054639
- 200 A — Neostart 420, 620 — 054547

12 V

STARTUP 80
17 A
SSM
1.5 m - 2.5 mm² > 30 A
024922
GB : 025127

12 V | 12 / 24 V

START 200
18 A
SSM
1.5 m - 6 mm² > 60 A
025530

START 300
23 A
SSM
2 m - 10 mm² > 220 A
025547

NEOSTART 320
9 / 40 A
SSM
2 m - 10 mm² > 220 A
025301

12 / 24 V

NEOSTART 420
40 A
SSM
1.8 m - 10 mm² > 500 A
025295
GB : 025479

NEOSTART 620
60 A
SSM
1.8 m - 16 mm² > 500 A
025288
GB : 025486

DESIGN GYS FRANCE / MADE IN GYS CHINA	50 / 60 Hz	I_1		CHARGE kW	START kW	CHARGE: Rec	RMS / Efficace	Average / Moyen (EN 60335)	Boost	Automatic	Manual	min › max	START: 1V/C	0V/C	Fuse	LxWxH cm / kg	LxWxH cm / kg
START UP 80	230 V	13 A	12 V	0,35	1	2	13, -25 A	9 A	17 A	•	—	40 › 170 Ah	50 A	80 A	—	17 x 11.5 x 31 / 4	19 x 12 x 32 / 4.2
START 200	230 V	13 A	12 V	0,39	1,4	3	15-25 A	11 A	18 A	—	•	53 › 240 Ah	80 A	120 A	50 A	35 x 24 x 15 / 7.6	37 x 27 x 18 / 8
START 300	230 V	13 A	12 V	0,8	3,6	3	13-36 A	10 A	23 A	—	•	42 › 300 Ah	100 A	165 A	80 A	36 x 27 x 20 / 12.4	40 x 35 x 23.5 / 13.7
		13 A	24 V	1,2	3,6			8 A	17 A			38 › 224 Ah					
NEOSTART 320	230 V	13 A	12 / 24 V	0, 8	6,5	3	40 A	10 A	40 A	—	•	20 › 700 Ah	160 A	270 A	150 A	41 x 30 x 21 / 13	41 x 35 x 24 / 14.7
								9 A	30 A								
NEOSTART 420	230 V	16 A	12 / 24 V	1,7	9	3	70 A	20 A	40 A	—	•	20 › 1000 Ah	250 A	420 A	200 A	48 x 30 x 23 / 18	52 x 34 x 31 / 21
NEOSTART 620	230 V	16 A	12 / 24 V	2	10	3	90 A	30 A	60 A	—	•	20 › 1350 Ah	330 A	620 A	200 A	31.5 x 23 x 44.5 / 23.7	21 x 33.5 x 26.5 / 24

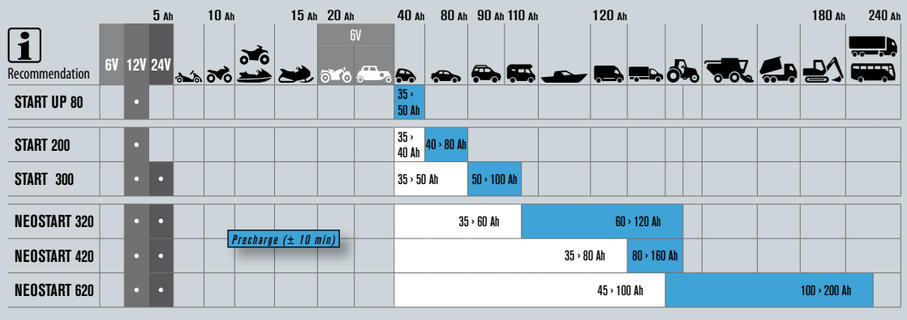

STARTERS & CHARGERS AUTOMATIC

IWUoU

YouTube PLAYLIST STARTIUM

3 in 1
- AUTOMATIC CHARGE = BATIUM
- AUTOMATIC START
- TEST ALTERNATOR

TIMER
UNIVERSAL MODE — AUTO SELECTION
SULFATED BATTERIES
ALL BATTERIES
GO >1 V

FULL PROTECTION
On-board electronics
Over voltage
No sparks

35/50 mm²

NATO OTAN Compatibility p.63

12/24 V

STARTIUM 330E — 25 A — 1,9 m - 10 mm² > 500 A — 026469

STARTIUM 480E — 40 A — 1,9 m - 16 mm² > 600 A — 026483 (UK: 025578)

STARTIUM 680E — 45 A — 2,2 m - 25 mm² > 600 A — 026490 (UK: 025585)

STARTIUM 980E — 50 A — 2,5 m - 35 mm² > 600 A — 026506

Disconnectable

MADE IN FRANCE	50/60 Hz	I1	CHARGE kW	START kW	CHARGE							START				BSU	FUSE	LxWxH cm / kg	LxWxH cm / kg	CCA I (EN) START
						min › max	RMS / Efficace	Average / Moyen (EN 60335)	Reg	Boost	Automatic		1 V/Cell	0 V/Cell	AUTO START					
STARTIUM 330E	230V	16 A	0,8	6,5	12 V	20 › 370 Ah	40 A	25 A	4	—	•	12 V :	165 A	270 A	•	—	100 A	26 x 26 x 47 / 15.5	28 x 28 x 47 / 16	500 A
					24 V	20 › 300 Ah						24 V :	130 A	210 A						
STARTIUM 480E	230V	16 A	1,7	9	12 V	20 › 600 Ah	65 A	30 A	4	40 A	•	12 V :	280 A	390 A	•	—	200 A	34 x 30 x 64 / 20.5	64 x 37 x 31 / 29	750 A
					24 V	20 › 450 Ah						24 V :	210 A	290 A						
STARTIUM 680E	230V	16 A	2	10	12 V	20 › 675 Ah	75 A	30 A	4	45 A	•	12 V :	380 A	550 A	•	—	200 A	34 x 30 x 64 / 25.5	65 x 37 x 31 / 31	900 A
					24 V	20 › 525 Ah						24 V :	270 A	380 A						
STARTIUM 980E	230V	16 A	2	12	12 V	20 › 750 Ah	80 A	40 A	4	50 A	•	12 V :	500 A	720 A	•	—	250 A	34 x 30 x 80 / 30	65 x 37 x 32 / 36	1400 A
					24 V	20 › 525 Ah						24 V :	400 A	560 A						
DIAG STARTIUM 60-12	230V	16 A	2	10	12 V	20 › 900 Ah	95 A	60 A	4	—	•	12 V :	310 A	440 A	•	•	200 A	35 x 35 x 72 / 30.5	80 x 37 x 35 / 36	900 A
DIAG STARTIUM 60-24	230V	16 A	2	10	6 V	20 › 900 Ah	65 A	40 A	4	—	—	6 V :	—	—	•	•	200 A	35 x 35 x 72 / 30.5	80 x 37 x 35 / 36	900 A
					12 V	20 › 900 Ah	95 A	60 A			•	12 V :	300 A	430 A						
					24 V	20 › 525 Ah	65 A	40 A			•	24 V :	280 A	410 A						

STARTERS & CHARGERS AUTOMATIC & BSU

IWUoU

BATTERY SUPPORT UNIT

BSU Battery Support Unit
POWER SUPPLY DIAG+ 60A
Voltage adjustable 12 V › 15 V
BATTERY EXPERT

12 V | 12/24 V

DIAG STARTIUM 60-12 — 60 A — 2,2 m - 25 mm² > 600 A — 026513

DIAG STARTIUM 60-24 — 60 A — 2,2 m - 25 mm² > 600 A — 026520 (UK: 025592, AU: 076969)

Fuse ×2
- 100 A Startium 330E 054394
- 200 A Startium 480E, 680E, Diag. 60-12, 60-24 054547
- 250 A Startium 980E 055568

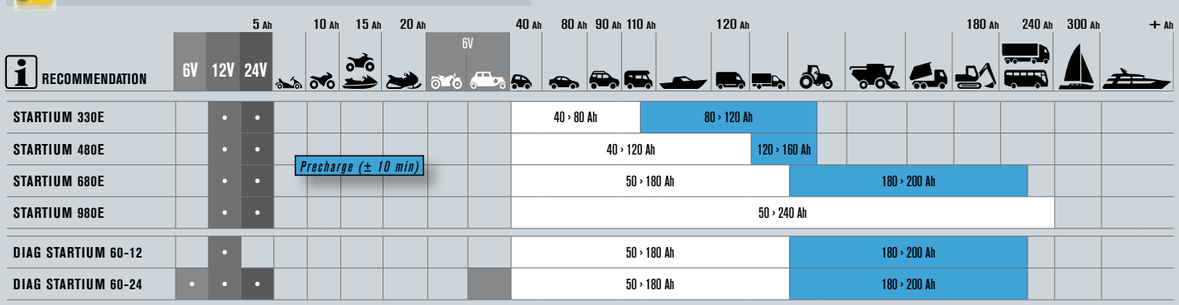

BOOSTERS

6 - 12 - 24 V

Pb inside

GYSPACK	54
STARTPACK	58
ENERGYSTATION	61

LITHIUM inside

NOMAD POWER	64

SUPER CAPACITOR inside

STARTRONIC	68
GYSCAP	69

MEMORY SAVER

GYSPACK OBD / NOMAD OBD	70

BOOSTERS
Pb/LEAD INSIDE

POWER SUPPLY
12 V DC

COMPRESSOR

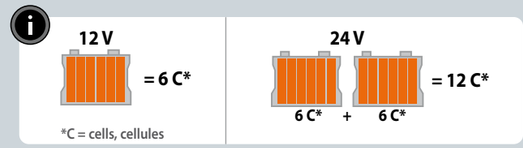

HERITAGE 6/12 V

12 V 18 Ah INSIDE — HOBBIES / OCCASIONAL — PRO / INTENSIVE

GYSPACK 400

1 250 A | 480 A 1V/Cell

0.6 m - 16 mm² > 300 A

025455
: 025516

GYSPACK AIR

1 250 A | 480 A 1V/Cell

1.1 m - 25 mm² > 500 A

026322

12 V 22 Ah INSIDE — HOBBIES / OCCASIONAL — PRO / INTENSIVE

GYSPACK 600

1 750 A | 550 A 1V/Cell

0.6 m - 16 mm² > 300 A

027336
: 027497

GYSPACK PRO

1 750 A | 600 A 1V/Cell

1.1 m - 25 mm² > 500 A

026155
: 025523

INCLUDED **GYSPACK 400 / AIR / 600 / PRO**

6 / 12 V 20 Ah + 20 Ah INSIDE — HOBBIES / OCCASIONAL — PRO / INTENSIVE

GYSPACK HERITAGE 6/12

6V	3 200 A	400 A 1V/Cell
12V	1 600 A	450 A 1V/Cell

1.8 m - 25 mm² > 600 A

025844

INCLUDED **GYSPACK Heritage**

OPTION

MEMORY AUTO SAVE
CABLE OBD 1,5 m
054202

Fuse 7,5 A

CHARGER
Power in 110-240 V / out 12 V
50/60 Hz
054677
: 054660

WU — FV FLEXIBLE VOLTAGE — 85 V – 265 V

CHARGER
Power in 110-240 V / out 12 V
50/60 Hz
054684
: 054691

I REGULATED IUoU FAST CHARGE — FV FLEXIBLE VOLTAGE — 85 V – 265 V

OFF — Après chaque utilisation / After each use / Nach jeder Anwendung

	Inside	START 12 V	1 V/Cell	0 V/Cell	Peak Battery	START PETROL & DIESEL	ON OFF		Fuse	AIR	START PETRO & DIESEL	EXTERNAL Charge 230 V	TEST OK	LxWxH cm / kg	LxWxH cm / kg
GYSPACK 400	12 V-18 Ah	12V	480 A	900 A	1250 A	Lead/LFP	—	—	—	—	12 V DC/0,5A	12 V DC/1,2A	•	26 x 13. x 29.5 / 6.4	28.5 x 16 x 34 / 7.2
GYSPACK AIR	12 V-18 Ah	12V	480 A	900 A	1250 A	Lead/LFP	•	•	—	4 bars	12 V DC/0,5A	12 V DC/1,2A	•	33 x 17 x 37 / 8.5	38.5 x 22 x 44 / 9.4
GYSPACK 600	12 V-22 Ah	12V	550 A	1050 A	1750 A	Lead/LFP	—	—	—	—	12 V DC	12 V DC/1,2A	•	25.5 x 14 x 29.5 / 7.5	29.5 x 16. x 35.5 / 8.2
GYSPACK PRO	12 V-22 Ah	12V	600 A	1100 A	1750 A	Lead/LFP	•	•	—	—	12 V DC	12 V DC/1,2A	•	35 x 14 x 37 / 9	39 x 17 x 45 / 9.5
GYSPACK HERITAGE 6/12	6 V-2 x 20 Ah	6V 12V	400 A 450 A	800 A 850 A	3200 A 1600 A	Lead/LFP	•	•	1 x 300 A	—	12 V DC	12 V DC/2A	•	36 x 11 x 45 / 13	39 x 22 x 51 / 14

DESIGN GYS FRANCE

MADE IN GYS CHINA

RECOMMENDATION	6V	12V	24V	5 Ah	10 Ah	15 Ah	20 Ah	6V	40 Ah	80 Ah	90 Ah	110 Ah	120 Ah	180 Ah	240 Ah	300 Ah	+ Ah
GYSPACK AUTO / 400		•							› 50 Ah								
GYSPACK AIR		•							› 50 Ah								
GYSPACK 600		•							› 90 Ah								
GYSPACK PRO		•							› 90 Ah								
GYSPACK HERITAGE	•	•						› 140 Ah	› 50 Ah								

BOOSTERS
Pb/LEAD INSIDE

POWER SUPPLY
12 V DC

FOR GYSPACK 660/750/800/700/900

Fuse ×2	200 A	300 A
	054547	054561

OPTION
MEMORY AUTO SAVE CABLE OBD 1,5 m
054202
Fuse 7,5 A

SPIRAL TECHNOLOGY

SPIRAL TECHNOLOGY

EnerSys
PREMIUM QUALITY BATTERIES

TPPL TECHNOLOGY
Thin Plate Pure Lead

12 V 28 Ah INSIDE
HOBBIES OCCASIONAL — PRO INTENSIVE

GYSPACK 660
1 900 A | 640 A 1V/Cell
1.3 m - 25 mm² > 600 A
027862
GB: 027879

INCLUDED **GYSPACK 660**

CHARGER
Power in 100-240 V / out 12 V
50/60 Hz
027992
GB: 025929

I REGULATED IUoU FAST CHARGE
FV FLEXIBLE VOLTAGE 85 V — 265 V

12 V 28 Ah SPIRAL INSIDE
HOBBIES OCCASIONAL — PRO INTENSIVE

GYSPACK 750
2 500 A | 750 A 1V/Cell
1.3 m - 25 mm² > 600 A
026179
GB: 026353

INCLUDED **GYSPACK 750**

CHARGER
Power in 110-240 V / out 12 V
50/60 Hz
054684
GB: 054691

I REGULATED IUoU FAST CHARGE
FV FLEXIBLE VOLTAGE 85 V — 265 V

12 V 28 Ah SPIRAL INSIDE
HOBBIES OCCASIONAL — PRO INTENSIVE

GYSPACK PRO 800
2 500 A | 700 A 1V/Cell
1.8 m - 25 mm² > 600 A
068759
GB: 072107

INCLUDED **GYSPACK PRO 800**

CHARGER
Power in 110-240 V / out 12 V
50/60 Hz
054684
GB: 054691

I REGULATED IUoU FAST CHARGE
FV FLEXIBLE VOLTAGE 85 V — 265 V

12 V 16 Ah INSIDE
HOBBIES OCCASIONAL — PRO INTENSIVE

GYSPACK PRO 700
1 800 A | 640 A 1V/Cell
1.4 m - 25 mm² > 600 A
027077
1 096 701

INTEGRATED CHARGER
7 STEP

12 V 30 Ah INSIDE
HOBBIES OCCASIONAL — PRO INTENSIVE

GYSPACK PRO 900
3 100 A | 830 A 1V/Cell
1.8 m - 35 mm² > 600 A
027084
GB: 027954
1 096 701

INTEGRATED CHARGER
7 STEP

OFF — After each use / Après chaque utilisation / Nach jeder Anwendung

DESIGN GYS FRANCE		Inside	START 12 V	1 V/Cell	0 V/Cell	Peak Battery	START PETROL & DIESEL	TEST OK	CHARGER INSIDE	50 / 60 Hz	EXTERNAL Charge 230 V	Protection ON OFF	Protection	Power out	Memory	Fuse	Fuse	LxWxH cm	LxWxH cm / kg
MADE IN GYS CHINA	GYSPACK 660	28 Ah	12 V	640 A	1200 A	1900 A	Lead/LFP	•	—	110 - 240 V	12 V/2 A DC	•	•	12 V DC		—	1 × 200 A	35 x 19 x 40	39 x 23 x 45 / 13.5
	GYSPACK 750	28 Ah	12 V	750 A	1450 A	2500 A	Lead/LFP	•	—	110 - 240 V	12 V/2 A DC	•	•	12 V DC		—	2 × 200 A	35 x 19 x 40	39 x 23 x 45 / 13.5
	GYSPACK PRO 800	28 Ah	12 V	700 A	1320 A	2500 A	Lead/LFP	•	—	110 - 240 V	12 V/2 A DC	•	•	12 V DC		10 A	2 × 200 A	31 x 19 x 35	32 x 23 x 37 / 18.4
MADE IN FRANCE	GYSPACK PRO 700	16 Ah	12 V	640 A	1200 A	1800 A	Lead/LFP	•	•	220 - 240 V	—	•	•	12 V DC		10 A	1 × 200 A	33 x 15 x 32	35 x 24 x 36 / 12
	GYSPACK PRO 900	30 Ah	12 V	830 A	1700 A	3100 A	Lead/LFP	•	•	220 - 240 V	—	•	•	12 V DC		10 A	1 × 300 A	33 x 15 x 32	35 x 24 x 36 / 16

RECOMMENDATION	6V	12V	24V	5 Ah	10 Ah	15 Ah	20 Ah	6V	40 Ah	80 Ah	90 Ah	110 Ah	120 Ah	180 Ah	240 Ah	300 Ah	+ Ah
GYSPACK 660		•							› 90 Ah								
GYSPACK 750		•										› 150 Ah					
GYSPACK PRO 800		•										› 130 Ah					
GYSPACK PRO 700		•							› 100 Ah								
GYSPACK PRO 900		•										› 150 Ah					

BOOSTERS
Pb/LEAD INSIDE

POWER SUPPLY
12 V DC

YouTube
PLAYLIST
STARTPACK

12 / 24 V — 22 Ah + 22 Ah INSIDE

HOBBIES / OCCASIONAL — PRO / INTENSIVE

STARTPACK TRUCK

12 V	3 200 A	750 A 1V/Cell
24 V	1 600 A	650 A 1V/Cell

1.8 m - 25 mm² — 600 A — 025448 (GB: 026339)

STARTPACK TRUCK MOBILE

12 V	3 200 A	750 A 1V/Cell
24 V	1 600 A	650 A 1V/Cell

1.8 m - 25 mm² — 600 A — 026025 (GB: 028807)

INCLUDED **STARTPACK TRUCK & TRUCK MOBILE**

OFF — After each use / Après chaque utilisation / Nach jeder Anwendung

CHARGER
Power in 110-240 V / out 12 V
50/60 Hz
054684 (GB: 054691)

IUoU FAST CHARGE — FV FLEXIBLE VOLTAGE 85 V – 265 V

OPTION
MEMORY AUTO SAVE CABLE OBD 1,5 m
054202
Fuse 7,5 A

DESIGN GYS FRANCE		Inside	START 12 V/Cell	START 0 V/Cell	START Peak Battery	START PETROL & DIESEL	TEST OK	50 / 60 Hz	CHARGER INSIDE	EXTERNAL Charge 230 V	Protection ON/OFF	Protection	Power out	Memory	Fuse	LxWxH cm	LxWxH cm / kg
MADE IN GYS CHINA	STARTPACK TRUCK / TRUCK MOBILE	2 × 22 Ah	12 V	750 A	1450 A	3200 A	Lead/LFP	•	110 -240 V	—	12 V/2 A DC	•	•	12 V DC	1 × 300 A	37 x 20 x 46	39 x 22 x 50 / 18
			24 V	650 A	1300 A	1600 A	Lead/LFP							12 V DC		37 x 20 x 57	39 x 24 x 60 / 21
MADE IN FRANCE	STARTPACK 12.24 CI	2x 16 Ah	12 V	900 A	1700 A	3600 A	Lead/LFP	—	220 - 240 V	4 A	—	•	•	—	1 × 300 A	26 x 20 x 48	34 x 20 x 51 / 19
			24 V	700 A	1350 A	1800 A											
	STARTPACK PRO 12.24 CI	2x 30 Ah	12 V	1300 A	2400 A	6200 A	Lead/LFP	—	220 - 240 V	4 A	—	•	•	—	1 × 300 A	14 x 35 x 56	63 x 39 x 30 / 34
			24 V	1200 A	2250 A	3100 A											

EnerSys — TPPL TECHNOLOGY Thin Plate Pure Lead — PREMIUM QUALITY BATTERIES

12 / 24 V — 16 Ah + 16 Ah INSIDE

HOBBIES / OCCASIONAL — PRO / INTENSIVE

12 / 24 V — 30 Ah + 30 Ah INSIDE

HOBBIES / OCCASIONAL — PRO / INTENSIVE

STARTPACK 12.24 CI

12 V	3600 A	900 A 1V/Cell	24 V ★	1 800 A	700 A 1V/Cell

1.8 m - 35 mm² — 600 A — 024991 (GB: 068155)

STARTPACK PRO 12.24 CI

12 V	6200 A	1300 A 1V/Cell	24 V ★★★	3100 A	1200 A 1V/Cell

2 m - 50 mm² — 600 A — 028920 (GB: 068162)

INCLUDED **STARTPACK 12.24 & PRO 12.24**

Fuse ×2 — 200 A 054547 — 300 A 054561

INTEGRATED CHARGER — 7 STEP

OFF — Après chaque utilisation / After each use / Nach jeder Anwendung

RECOMMENDATION	6V	12V	24V	5 Ah	10 Ah	15 Ah	20 Ah	6V	40 Ah	80 Ah	90 Ah	110 Ah	120 Ah	180 Ah	240 Ah	300 Ah	+ Ah
STARTPACK TRUCK		•	•						› 150 Ah								
STARTPACK TRUCK MOBILE		•	•						› 150 Ah								
STARTPACK 12.24 CI		•	•						› 160 Ah								
STARTPACK PRO 12.24 CI		•	•						› 220 Ah								

BOOSTERS
Pb/LEAD INSIDE

PRO ★★★

YouTube
PLAYLIST
STARTPACK

SMART STARTER MANAGEMENT SYSTEM

FULL PROTECTION
On-board electronics
Over voltage
Reverse polarity
No sparks

AUTO DETECT
Battery voltage detection

Microprocessor Control

TIMER Adjustable

EXIDE TECHNOLOGIES — HIGH QUALITY BATTERIES — SPIRAL TECHNOLOGY

INCLUDED

GYSFLASH XL 6.12

7 STEP

6 A - Advanced technology
8 step smart charge

12 / 24 V — 50 Ah SPIRAL + 50 Ah SPIRAL — INSIDE

HOBBIES / OCCASIONAL — PRO +++ / INTENSIVE

STARTPACK PRO 12.24 XL

12 V	8 500 A	1600 A 1V/Cell	24 V ★★★★	4 250 A	1400 A 1V/Cell

2 m - 70 mm² — 1000 A — 026711

OPTION

STANDARD CABLES 1000 A - 70 mm² **2 m** 026797

STANDARD CABLES 1000 A - 70 mm² **4 m** 026827

NATO CABLES 3 m - 50 mm² 072589

NATO CONNECTOR 026780

NATO OTAN
NATO ID / NCAGE : F8154 CG730

After each use
Après chaque utilisation
Nach jeder Anwendung
OFF

MADE IN FRANCE

	Inside	START 12 V	START 1 V/Cell	START 0 V/Cell	START Peak Battery	START PETROL & DIESEL	CHARGE	CHARGE min › max	TEST OK	CHARGER 230V	Protection ON OFF	Protection	Protection Fuse		LxWxH cm	LxWxH cm / kg
STARTPACK PRO 12.24 XL	2× 50 Ah	12 V	1 600 A	3 000 A	8 500 A	Lead/LFP	—	—	•	6 A outside	• automatic	•	300 A	2 m ø 70 mm²	106 x 32 x 35	112 x 35 x 43 / 68
		24 V	1 400 A	2 600 A	4 250 A											
ENERGY STATION FP		according to battery / selon batteries /je nach Batterie (Pb only)				Lead/LFP	12/24 V	100 › 375 Ah (x2)	•	30 A inside	• manual	•	300 A	2,5 m ø 50 mm²	70 x 65 x 91	80 x 53 x 28 / 29

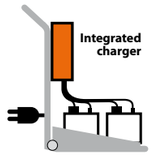

Recommended
ENERGY STATION FP : 2 ×120› 170Ah

Autonomous booster

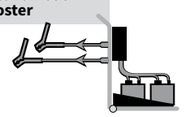

Charge external batteries 12V only

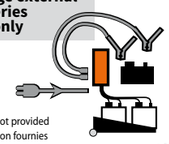

Batteries not provided
Batteries non fournies
Ohne Batterie geliefert

Start 12V engines with 2 × 12V batteries

Add additional power with a 3rd battery

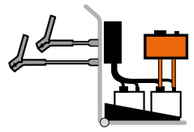

Parallel connection not included
Connexion parallèle non incluse
Parallelschaltung nicht enthalten



FULL PROTECTION
On-board electronics
Over voltage
No sparks
Reverse polarity

12 / 24 V — HOBBIES / OCCASIONAL — PRO / INTENSIVE +++

ENERGY STATION FP
069589

INTEGRATED CHARGER — 6 STEP

RECOMMENDATION	12V	24V	5 Ah	10 Ah	15 Ah	20 Ah	6V		40 Ah	80 Ah	90 Ah	110 Ah	120 Ah					180 Ah	240 Ah	300 Ah	+ Ah
STARTPACK PRO 12.24 XL	•	•							› 250 Ah												›
ENERGY STATION FP	–	–							35 › 375 Ah												›

SELECT THE RIGHT BOOSTER

CHOISISSEZ VOTRE BOOSTER • WÄHLEN SIE IHREN BOOSTER AUS

	6/12V	12 V									12-24 V				
	GYSPACK HERITAGE	GYSPACK 400	GYSPACK AIR	GYSPACK 600	GYSPACK PRO	GYSPACK 660	GYSPACK PRO 700	GYSPACK 750	GYSPACK PRO 800	GYSPACK PRO 900	STARTPACK TRUCK/ TRUCK MOBILE	STARTPACK 12.24 CI	STARTPACK PRO 12.24 CI	STARTPACK PRO 12.24 XL	ENERGY STATION FP
	025844	025455	026322	027336	026155	027862	027077	026179	068759	027084	025448 / 026025	024991	028920	026711	069589
6 V		12 V	12 V	12 V	12 V	12 V	12 V	12 V	12 V	12 V	12 V	12 V	12 V	12 V	12 V
12 V											24V	24V	24V	24V	24V
START 1V/Cell 400 (6 V)		480 A	480 A	550 A	600 A	640 A	640 A	750 A	700 A	830 A	750 (12 V)	900 A (12 V)	1300 A (12 V)	1600 A (12 V)	/
START 1V/Cell 450 (12 V)											650 (24 V)	700 A (24 V)	1200 A (24 V)	1400 A (24 V)	
START 0V/Cell 800 (6 V)		900 A	900 A	1050 A	1100 A	1200 A	1200 A	1450A	1320 A	1700 A	1450 A (12 V)	1700 A (12 V)	2400 A (12 V)	3000 A (12 V)	
START 0V/Cell 850 (12 V)											1300 A (24 V)	1350 A (24 V)	2250 A (24 V)	2600 A (24 V)	
START PEAK BATTERY 3200 (6 V)		1250 A	1250 A	1750 A	1750 A	1900 A	1800 A	2500 A	2500 A	3100 A	3200 A (12 V)	3600 A (12 V)	6200 A (12 V)	8500 A (12 V)	
START PEAK BATTERY 1600 (12 V)											1600 A (24 V)	1800 A (24 V)	3100 A (24 V)	4250 A (24 V)	
	2 × 20 Ah	18 Ah	18 Ah	22 Ah	22 Ah	28 Ah	16 Ah EnerSys	28 Ah	28 Ah	30 Ah EnerSys	2 × 22 Ah	2 × 16 Ah EnerSys	2 × 30 Ah EnerSys	2 × 50 Ah EXIDE TECHNOLOGIES	
SPIRAL TECHNOLOGY								■	■					■	
ON OFF	■		■		■	■	■	■	■	■	■	■	■	■ automatic	■
TEST OK	■	■	■	■	■	■	■	■	■	■	– ■	■	■	■	■
	external 2 A	external 0,5 A	external 0,5 A	external 0,5 A	external 0,5 A	external 2 A	internal 2,5 A	external 2 A	external 2 A	internal 2,5 A	external 2 A	internal 4 A	internal 4 A	external 6 A	internal 30A
	IUoU	WU	WU	WU	WU	IUoU	7 step	IUoU	IUoU	7 step	IUoU	7 step	7 step	7 step	6 step
	12 V DC	12 V DC	12 V DC	12 V DC	12 V DC	12 V DC	12 V DC	12 V DC	12 V DC	12 V DC	12 V DC				
AIR			■												
	■		■		■	■		■			■				
	1,8 m ø25 mm²	0,6 m ø16 mm²	1,1 m ø25 mm²	0,6 m ø16 mm²	1,1 m ø25 mm²	1,3 m ø25 mm²	1,4 m ø25 mm²	1,3 m ø25 mm²	1,8 m ø25 mm²	1,8 m ø35 mm²	1,8 m ø25 mm²	1,8 m ø35 mm²	2 m ø50 mm²	2 m ø70 mm²	2,5 m ø50 mm²
1 2 3	37×20×46	26×10×29	33×17×37	26×10×29	35×14×37	35×19×40	33×15×32	35×19×40	31×19×35	33×15×32	37×20×46/ 37×20×57	34×18×46	63×39×30	112×35×43	70×65×91
	18 kg	6,5 kg	8,5 kg	6,5 kg	9 kg	13,5 kg	12 kg	13,5 kg	18,4 kg	16 kg	18/21 kg	22 kg	34 kg	68 kg	29 kg +
											★ MINI PRO	★★ ★ PRO	★★★★ UNIVERSAL PRO		

OFF
After each use
Après chaque utilisation
Nach jeder Anwendung

CAUTION ON STAND BY
Keep your GYSPACK connected to the mains supply.

ATTENTION HORS UTILISATION
Laisser le chargeur branché en permanence.

ACHTUNG WENN NICHT IN GEBRAUCH
Ladegerät dauernd angeschlossen lassen.

ATTENTION CUANDO ESTA APAGADO
Dejar el cargardor conectado permanentemente.

OPGELET BUITEN GEBRUIK
Laat de lader onafgebroken aangesloten.

NATO / OTAN : COMPATIBLE PRODUCTS

- Produits compatibles - Kompatible Produkte

NATO OTAN

NATO ID / NCAGE : F8154 CG730

NATO CONNECTOR 026780	GYSFLASH 30.12, 50.12 FV, 51.12, 100.12, 101.12 CNT 30.24 , 50.24, 53.24, 102.12, 103.12, 32-12PL, 25.48	GYSFLASH 101.24 CNT FV 121.12 CNT FV 125.12 CNT FV	GYSFLASH 123.12 CNT FV 103.24 CNT FV 107.24 CNT FV	GYSFLASH 108.12 CNT FV 148.12 CNT FV 158.12 CNT FV	GYSFLASH 53.48 CNT FV	GYSFLASH 15.24 XTREM	STARTIUM 980E	STARTPACK PRO 12.24 XL
 **Anderson/NATO** 5 m - 16 mm² 026810	✓	—	—	—	✓	—	—	—
Texas/NATO 5 m - 25 mm² 025707 10 m - 25 mm² 056626	—	✓	✓	✓	—	—	—	—
 **Texas/NATO** 3.5 m - 50 mm² 025653	—	—	—	—	—	—	✓	—
Anderson/NATO 2 m - 50 mm² 026803 3 m - 50 mm² 072589	—	—	—	—	—	—	—	✓
2pts/NATO 5 m - 4 mm² 025837	—	—	—	—	—	✓	—	—
2pts/NATO Spiral 5 m 028968	—	—	—	—	—	✓	—	—



TRACTION BATTERIES : COMPATIBLE PRODUCTS

- Produits compatibles - Kompatible Produkte

BATIUM 25/24 X

GYSFLASH 30.24, 50.24 & 101.24

GYSFLASH 103.24 & 53.48

Pb 9 STEP

1. Status analysis
2. Recovery
3. Sulphation test
4. Desulfation
5. Fast charge 80%
6. Absorption
7. Test Absorption
8. Brewing
9. Floating 100%

YouTube

Lithium Ready LiFePO4 9 STEP LiFePO4

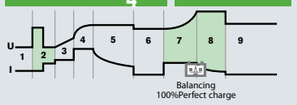

1. Status analysis
2. UVP Wake Up
3. Recovery
4. Fast charge 90%
5. Absorption 95%
6. Test
7. Completion
8. Ionic mixing
9. Floating 100%

		TYPE	6 h	7 h	8 h	9 h	10 h	11 h	12 h	13 h	14 h	CURRENT
24 V	BATIUM 25.24 X	liquid	75 Ah	90 Ah	120 Ah	125 Ah	130 Ah	140 Ah	155 Ah	165 Ah	180 Ah	25 A
	GYSFLASH 30.24 HF	liquid	—	—	—	75 Ah	85 Ah	105 Ah	125 Ah	145 Ah	175 Ah	15 A
		gel	—	—	—	—	—	75 Ah	85 Ah	105 Ah	120 Ah	
	GYSFLASH 50.24 HF	liquid	—	—	—	250 Ah	290 Ah	350 Ah	410 Ah	480 Ah	550 Ah	50 A
		gel	—	—	—	—	—	260 Ah	290 Ah	340 Ah	400 Ah	
	GYSFLASH 51.12	liquid	130 Ah	150 Ah	180 Ah	210 Ah	240 Ah	270 Ah	310 Ah	350 Ah	390 Ah	25 A
		gel	—	—	130 Ah	150 Ah	160 Ah	180 Ah	200 Ah	220 Ah	240 Ah	
	GYSFLASH 101.24	liquid	390 Ah	470 Ah	550 Ah	630 Ah	720 Ah	820 Ah	930 Ah	1050 Ah	1200 Ah	100 A
		gel	—	—	400 Ah	450 Ah	500 Ah	560 Ah	610 Ah	670 Ah	720 Ah	
	GYSFLASH 103.24 GYSFLASH 107.24	liquid	490 Ah	580 Ah	680 Ah	790 Ah	900 Ah	1020 Ah	1160 Ah	1310 Ah	1500 Ah	100 A
		gel	—	—	500 Ah	560 Ah	630 Ah	700 Ah	760 Ah	830 Ah	900 Ah	
36 / 48 V	GYSFLASH 25.48	liquid	130 Ah	150 Ah	180 Ah	210 Ah	240 Ah	270 Ah	310 Ah	350 Ah	390 Ah	25 A
		gel	—	—	130 Ah	150 Ah	160 Ah	180 Ah	200 Ah	220 Ah	240 Ah	
	GYSFLASH 51.48 GYSFLASH 53.48	liquid	260 Ah	310 Ah	360 Ah	420 Ah	480 Ah	540 Ah	610 Ah	690 Ah	790 Ah	50 A
		gel	—	—	260 Ah	300 Ah	330 Ah	370 Ah	400 Ah	440 Ah	470 Ah	

100 A		Cables Anderson 175A/Texas 5 m - 25 mm²	025721
100 A		Cables REMA 160A/Texas 5 m - 25 mm²	025714
15 A / 50 A		Cables REMA 160A/Anderson 5 m - 16 mm²	069091
30 A / 50 A		Cables Anderson 175A/Anderson 5 m - 16 mm²	069107

BOOSTERS LITHIUM INSIDE

SPECIALIST HOBBY • Non professional use • Utilisation non professionnelle • Nicht für gewerblichen Gebrauch.

START ENGINE
POWER BANK
LIGHT

12 V

NOMAD POWER 300
350 A



025875

NOMAD POWER 500
550 A

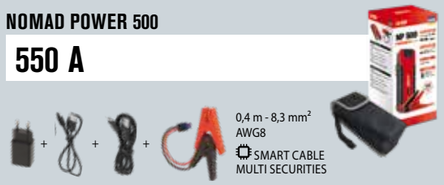

027145
: 069633

12 V

NOMAD POWER PRO 12 XL
3000 A | 1000 A 1V/Cell

025912

NOMAD POWER 400
500 A



025882

NOMAD POWER PRO 700
600 A

027510
: 028838

12 / 24 V

NOMAD POWER PRO TRUCK
2000 A | 600 A 1V/Cell

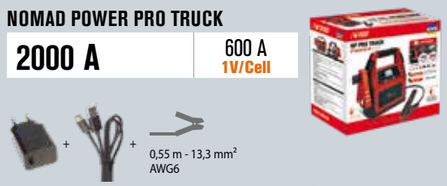

027527
: 028845

24 V

NOMAD POWER PRO 24 XL
3000 A | 1400 A 1V/Cell

025905

	LITHIUM			START			START PETROL & DIESEL	INPUT	OUTPUT		POWER BANK		cm	kg
	CAPACITY/CELL	TYPE	FULL CHARGE	1 V/Cell	0 V/Cell	Peak Battery					OBD supply compatibility (with 054202)			
NP 300	2.5 Ah - 37 Wh	LiCoO2	3 h	350 A	700 A	900 A	12 V (Pb/Lead only)	USB-C: 5V/2A	(×1) USB 3.0 QC : 5/9/12V - 2A	(×1) USB-A : 5V - 2.1A	—		14.5 × 8.5 × 3	0.365
NP 400	3 Ah - 45 Wh	LiCoO2	3 h 30	500 A	1000 A	1200 A	12 V (Pb/Lead only)	USB-C: 5V/2A	(×1) USB 3.0 QC : 5/9/12V - 2A (×1) USB-A : 5V - 2.1A	(×1) JACK DC ø5.5 : 15V - 5A	—		17.5 × 8.5 × 3	0.498
NP 500	5.25 Ah - 77.7 Wh	LiCoO2	4 h	550 A	1300 A	1500 A	12 V (Pb/Lead only)	QC USB-C: 18W max	(×1) USB-A : 5V - 1A	(×1) USB-A : 5V - 2.1A	—		22.5 × 9.1 × 3.4	0.610
NP PRO 700	6 Ah - 92.5 Wh	LiCoO2	5h (with 15W charger) 1h15 (with 60W charger)	600 A	1500 A	2000 A	12 V (Pb/Lead only)	PD USB-C: 60W max	(×1) USB 3.0 QC : 5V/2.4A 9V/2A 12V - 1.5A	(×1) USB-A : 5V - 2.1A (×1) USB-C Power Delivery : 60W (×1) JACK DC ø5.5 : 15V - 10A	—		22.8 × 10 × 3.8	0.82
NP PRO TRUCK	6 Ah - 155.4 Wh	LiCoO2	7 h	600 A	1500 A	2000 A	12 V/24 V (Pb/Lead only)	QC USB-C: 18W max	(×1) USB-A : 5V - 1A (×1) USB-A : 5V - 2.1A	(×1) Cigarette Lighter : 12V - 10A	•		24.8 × 24.8 × 9.6	2.4
NP PRO 12XL	8 Ah - 118.4 Wh	LiCoO2	2 h 30	1000 A	1800 A	3000 A	12 V (Pb/Lead only)	JACK DC ø5.5: 18V - 2A	(×2) USB-A : 5V - 2.1A (×2) Cigarette Lighter : 12V - 5A	(×1) QC USB-C : 18W max	•		27.4 × 27.8 × 11	5.6
NP PRO 24XL	8 Ah - 236.8 Wh	LiCoO2	5 h	1400 A	2400 A	3000 A	24 V (Pb/lead only)	JACK DC ø5.5: 18V - 2A	(×2) USB-A : 5V - 2.1A (×2) Cigarette Lighter : 12V - 5A	(×1) QC USB-C : 18W max	•		27.4 × 27.8 × 11	5.6

MADE IN CHINA

Recommendation	
NP 300	5 › 70 Ah
NP 400	5 › 90 Ah
NP 500	5 › 120 Ah
NP 700	5 › 140 Ah
NP PRO TRUCK	5 › 140 Ah — Max capability (minimum charge needed)
NP PRO 12XL	5 › 180 Ah
NP PRO 24XL	› 240 Ah

BOOSTERS LITHIUM INSIDE

SPECIALIST HOBBY • Non professional use • Utilisation non professionnelle • Nicht für gewerblichen Gebrauch.

- START ENGINE
- POWER BANK
- LIGHT

NEW 05 2025

INCLUDED

SMART CABLE MULTI SECURITIES

- ✓ Nomad Power 401
- ✓ Nomad Power 501

- ✓ Nomad Power PRO 701
- ✓ Nomad Power PRO 801
- ✓ Nomad Power PRO 901 FC

PRO ★★★ NEW 05 2025 | PRO ★★★ NEW 05 2025 | PRO ★★★ NEW 05 2025

FAST CHARGE
100% in 1 h 15

12 V

NOMAD POWER 401

900 A | 350 A 1V/Cell

0,28 m - 5,2 mm² AWG10
SMART CABLE MULTI SECURITIES

087316

NOMAD POWER 501

1200 A | 500 A 1V/Cell



0,28 m - 5,2 mm² AWG10
SMART CABLE MULTI SECURITIES

087323

12 V

NOMAD POWER PRO 701

1250 A | 700 A 1V/Cell

0,26 m - 8,3 mm² AWG8
SMART CABLE MULTI SECURITIES

085855

NOMAD POWER PRO 801

1500 A | 850 A 1V/Cell

0,26 m - 8,3 mm² AWG8
SMART CABLE MULTI SECURITIES

085831

NOMAD POWER PRO 901 FC

1700 A | 900 A 1V/Cell

0,26 m - 8,3 mm² AWG8
SMART CABLE MULTI SECURITIES

085879

	LITHIUM			START			START PETROL & DIESEL	INPUT	OUTPUT	cm	kg
	CAPACITY/CELL	TYPE	FULL CHARGE	1 V/Cell	0 V/Cell	Peak Battery					
NP 401	2.5 Ah - 37 Wh	LiCoO2	3 h	350 A	700 A	900 A	12 V (Pb/Lead only)	USB-C : 5V/2A	(×1) USB 3.0 QC : 5/9/12V - 2A (×1) USB-A : 5V - 2.1A	14.5 × 8.5 × 3	0.32
NP 501	3 Ah - 45 Wh	LiCoO2	3 h 30	500 A	1000 A	1200 A	12 V (Pb/Lead only)	USB-C : 5V/2A	(×1) USB 3.0 QC : 5/9/12V - 2A (×1) USB-A : 5V - 2.1A (×1) JACK DC ø5.5 : 15V - 5A	17.5 × 8.5 × 3	0.48
NP PRO 701	4 Ah - 59.2 Wh	LiCoO2	3 h	700 A	1100 A	1250 A	12 V (Pb/Lead only)	USB-C : 5V/3A	(×1) USB 3.0 QC : 5V/2.4A 9V/2A 12V - 1.5A (×1) USB-A : 5V - 2.1A (×1) USB-C : 5V - 3A (×1) JACK DC ø5.5 : 15V - 10A	22.8 × 10 × 3.8	0.82
NP PRO 801	5 Ah - 74 Wh	LiCoO2	4 h	850 A	1300 A	1500 A	12 V (Pb/Lead only)	USB-C : 5V/3A	(×1) USB 3.0 QC : 5V/2.4A 9V/2A 12V - 1.5A (×1) USB-A : 5V - 2.1A (×1)USB-C : 5V - 3A (×1) JACK DC ø5.5 : 15V - 10A	22.8 × 10 × 3.8	0.82
NP PRO 901 FC	6 Ah - 92.5 Wh	LiCoO2	5h (with 15W charger) 1h15 (with 67W charger)	900 A	1400 A	1700 A	12 V (Pb/Lead only)	PD USB-C : 60W max	(×1) USB 3.0 QC : 5V/2.4A 9V/2A 12V - 1.5A (×1) USB-A : 5V - 2.1A (×1) USB-C Power Delivery : 60W (×1) JACK DC ø5.5 : 15V - 10A	22.8 × 10 × 3.8	0.82

Recommendation	
NP 401	5 › 70 Ah
NP 501	5 › 90 Ah
NP PRO 701	5 › 140 Ah
NP PRO 801	5 › 150 Ah
NP PRO 901 FC	5 › 150 Ah

NEW

OPTION

67 W Fast USB-C Charger
✓ Nomad Power PRO 901 FC
087132

15 W USB-C Charger
✓ Nomad Power 401 / 501
✓ Nomad Power PRO 701 / PRO 801 / PRO 901 FC
087101

15 W USB-C Charger
✓ Nomad Power 401 / 501
✓ Nomad Power PRO 701 / PRO 801 / PRO 901 FC
087354

STARTRONIC

BOOSTERS SUPER CAPACITOR INSIDE

BATTERYLESS - SANS BATTERIE - OHNE BATTERIE

- ✓ NO BATTERY INSIDE
- ✓ NO MAINTENANCE
- ✓ FAST TO USE

- ✓BOOSTER SANS BATTERIE INTERNE
- ✓AUCUNE MAINTENANCE
- ✓RAPIDE D'UTILISATION

- ✓KEINE INTERNE BATTERIE
- ✓KEINE WARTUNG
- ✓SCHNELL EINSETZBAR

FULL PROTECTION

-40/+65°C

- ✓ 1 MILLION CYCLES
- ✓ FAST CHARGE
- ✓ NO SULFATION DURING STORAGE
- ✓ UNLIMITED STARTS

EASY TO USE

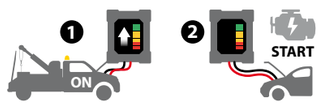

STARTRONIC 800 : 1 minute
STARTRONIC HYBRID 950 : 1 minute
STARTRONIC SUPERCAP 12 / 24 V : 3 minutes

DC/DC CONVERTER INSIDE (>5V)

800 : 4 minutes
HYBRID 950 : 4 minutes
SUPERCAP 12 / 24 V : 5 minutes

NEW 01 2025

✓ SMART
✓ SAFE
✓ POWERFUL

HYBRID TECHNOLOGY

Output USB
Light

12 V — 5× 800 F INSIDE

STARTRONIC 800

800 A | 12 V | GO > 5 V

026735



12 V — 5× 950 F + Lithium INSIDE

STARTRONIC HYBRID 950

950 A | 12 V | GO > 1 V

026117

12 V / 24 V — 10× 900 F INSIDE

STARTRONIC SUPERCAP 12 / 24V

1050 A | 12 V
880 A | 24 V
GO > 7 V

082816

INCLUDED
STARTRONIC 800 & HYBRID 950
CIGARETTE LIGHTER for Easy charge
027404

INCLUDED
STARTRONIC HYBRID 950
Lithium battery

027411

		START 1 V/Cell	START 0 V/Cell	START Peak battery	START PETROL & DIESEL		Number of Capacitors	Integrated Inverter	INPUT CHARGE 12 V OFF	INPUT CHARGE 12 V ON	INPUT CHARGE 12 V/10 A OFF	INPUT CHARGE 12 V/10 A ON	Charging time 5 V / 2 A MICRO USB Type B	Charging time internal lithium battery	LIGHT	cm	kg
	STARTRONIC 800	800 A	1 400 A	–	Pb/Lead only	12 V	5 × 800 F	•	4 min	60 s	4 min	4 min	5 V/2 A 40 min	–	–	26,7 × 19.5 × 5	1,86
MADE IN CHINA	STARTRONIC HYBRID 950	950 A	1 660 A	–	Pb/Lead only	12 V	5 × 950 F	•	4 min	60 s	4 min	4 min	5 V/2 A 40 min	30 min	•	25 × 18.5 × 6	1,86
	STARTRONIC SUPERCAP 12/24V	1 050 A	1 800 A	–	Pb/Lead only	12 V	10 × 900 F	•	5 min	3 min	–	–	– –	–	–	34 × 43 × 20	7
		880 A	1500 A			24 V			2 min	2 min							
MADE IN FRANCE	GYSCAP 680E	1 600 A	2 700 A	9 000 A	Lead/LFP	12 V	5 × 3000 F	•	–	1 min	10 min	10 min	– –	–	–	35 × 44 × 19	8,2
	GYSCAP 24V	2 500 A	4 500 A	10 000 A	Pb/Lead only	24 V	10 × 3000 F	•	–	1 min	30 min	30 min	– –	–	–	32 × 49 × 21.5	12

Recommendation	
STARTRONIC 800	5 < 90 Ah
STARTRONIC HYBRID 950	5 < 100 Ah
STARTRONIC SUPERCAP 12/24V	5 < 150 Ah
GYSCAP 680 E	5 < 150 Ah
GYSCAP 24V	225 Ah

GYSCAP

EASY & CONVENIENT

3 charging modes

1 INCLUDED

CLAMPS on running vehicle for Fast charge

GYSCAP 680E : 1 minute
GYSCAP 24 V : 1 minute

2 INCLUDED

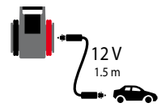

CIGARETTE LIGHTER for Easy charge

GYSCAP 680E : 10 minutes
GYSCAP 24 V : 30 minutes

3 OPTION

GYSFLASH 4.12 p.6
029422

F5 / Cigarette lighter p.16
029439

GYSFLASH 4.12 for mains charge

GYSCAP 680E : 1 hour (max)
GYSCAP 24 V : 1 hour (max)

SMART STARTER MANAGEMENT SYSTEM

12 V — 5× 3000 F INSIDE

GYSCAP 680E

1600 A | 12 V | GO > 1 V

026773

1.7 m - 25 mm²
Cables 100% Cu

Homologations / Approvals / Zulassungen : PSA17.1716

24 V — 10× 3000 F INSIDE

GYSCAP 24V

2500 A | 24 V | GO > 2 V

028944

2 m - 50 mm²
Cables 100% Cu

MEMORY SAVER

SAUVEGARDE MÉMOIRE • SICHETUNG DES SPEICHERS

Traditional Pb battery INSIDE

GYSPACK OBD

054998

UK: 055001

INSIDE	MEMORY SAVER			
Pb 12 V - 7 Ah	OBD < 4 A	< 4 A	25 × 18 × 25 cm	3 kg

Automatic TIMER STOP

OFF

After each use - Après chaque utilisation - Nach jeder Anwendung

Lithium battery INSIDE

NOMAD OBD MEMORY SAVER

NEW 01 2025

085480

FULL PROTECTION

Ultra light & Compact

INSIDE	MEMORY SAVER			
Li-ion 12 V - 2 Ah	OBD < 4 A	< 4 A	14.5 × 7.2 × 3.5 cm	515 g

2 POSSIBILITIES

Normal use

Keep using Nomad OBD even when discharged

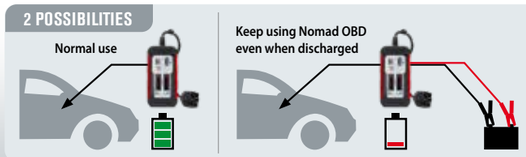

Connected to booster

CABLE OBD

- Câble OBD
- Kabel für OBD

MEMORY AUTO SAVE CABLE OBD
Fuse 7,5 A - 1,5 m
054202

GYS
INVEST IN THE FUTURE

ACCESSORIES

TRADITIONAL TESTERS	72
CONNECTED TESTERS	72
DIGITAL TESTERS	72
TESTERS WITH PRINTERS	74
POWER INVERTERS	76
PORTABLE ENERGY	78
JUMPER CABLES	80
EV CHARGING	81
EV BATTERY LIFT	82
EV BATTERY ACCESSORIES	83
BATTERY LIFT	84
ACCESSORIES	84
WORKING LIGHTS	86

TBP

TESTERS TRADITIONAL

TBP 100
6/12 V | 20 › 100 Ah
055131

TBP 500
12 V | 10 › 160 Ah
055148

BT

TESTERS CONNECTED

BTW 6V/12V
6/12 V | 7 › 240 Ah
START STOP | ALTERNATOR 12 V
077355

BT

TESTERS DIGITAL

BT 001
12 V | 7 › 230 Ah
056640

NBT 100
12 V | 20 › 150 Ah
024151

NBT 200
12 V | 20 › 150 Ah
ALTERNATOR 12 V
024168

NEW DESIGN 02/2025

DBT 300
12 V | 4 › 150 Ah
ALTERNATOR 12 V
024175

DBT 350
12 V | 7 › 240 Ah
START STOP | ALTERNATOR 12 / 24 V
025868

Color screen
for DBT 410 / DBT 500 / DBT 710 / PBT 720

- Complete analysis

- Historical data
- Graphical data analysis
  Waveform function
  for DBT 500, DBT 710, PBT 720

- Download app & Print

DBT 500
6/12 V | 7 › 240 Ah
START STOP | ALTERNATOR 6/12 V
079823

DBT 410
6/12 V | 7 › 240 Ah
START STOP | ALTERNATOR 6/12 V
083233

DBT 710
6/12 V | 7 › 240 Ah
START STOP | ALTERNATOR 6/12/24 V
083585

YouTube
PLAYLIST
BATTERY TESTERS

				TEST										
				BATTERY A	BATTERY V	CHARGE & START SYSTEM VEHICLE	DIGITAL	RESULT		TEMPERATURE COMPENSATION	kg	cm	L × W × H cm / kg
MADE IN CHINA	TBP 100	6-12 V	20 › 100 Ah	•	•	12V	—	5/10s	15 min	—	1.5	16×1.8×30	30.7×17.2×10.3 / 1.5
	TBP 500	12 V	10 › 160 Ah	•	•	12V	—	15s	15 min	—	3.75	27×26×13	31×28.6×18.2 / 3.8
	BTW 6V/12V	6-12 V	7 › 240 Ah	—	min 4,5 V	12 V	—	1s	instant	•	0.11	11×3×2	7.5×4.5×16.4 / 0.16
	BT 001	12 V	7 › 230 Ah	—	•	12 V	LED	1s	instant	—	0.29	3×12×1.5	24.2×11.8×2.4 / 0.29
MADE IN TAIWAN	NBT 100	12 V	20 › 150 Ah	•	min 7 V	—	•	1s	instant	—	0.25	7×1.5×12	5×18×25.8 / 0.3
	NBT 200	12 V	20 › 150 Ah	•	min 7 V	12 V	•	1s	instant	—	0.25	7×1.5×12	5×18×25.8 / 0.3
	DBT 300	12 V	4 › 150 Ah	•	min 4,5 V	12 V	back-lit /rétro-éclairé	1s	instant	—	0.25	12×7.9×22.7	5×18×25.8 / 0.3
	DBT 350	12 V	7 › 240 Ah	•	min 8 V	12 / 24 V	back-lit /rétro-éclairé	1s	instant	•	0.8	9.6×3×13.8	6.5×10.5×21 / 0.35
MADE IN CHINA	DBT 410	6-12 V	7 › 240 Ah	•	min 5 V	6 / 12 V	color screen 2.4"	1s	instant	•	0.24	8×1.8×13.4	4.2×8.5×15
	DBT 500	6-12 V	7 › 240 Ah	•	min 5 V	6 / 12 V	color screen 2.4"	1s	instant	•	0.3	8×2×14	5×18.5×18.5 / 0.44
	DBT 710	6-12 V	7 › 240 Ah	•	min 3 V	12 / 24 V	color screen 3.2"	1s	instant	•	0.9	10×3.5×20.5	10×18.4×25.3

Recommendation		TEST Battery/Batteries /Ladegeräte	Alternator Circuit/ Circuit alternateur/ Lichtmaschineschaltkreis		LIQUID	START /STOP ENGINE	EFB	AGM VRLA/GEL						CURRENT CCA SAE
TBP 100				12 V	•	—	—	—		20 › 100 Ah				—
TBP 500				12 V	•	—	—	—			10 › 160 Ah			0 > 1000 A
BTW 6V/12V				12 V	•	•	•	•		7 › 240 Ah				10 > 2000 A
BT 001				12 V	•	•	•	•	7 › 230 Ah		7 › 230 Ah			—
NBT 100				—	•	—	—	•			20 › 150 Ah			200 > 1200 A
NBT 200				12 V	•	—	—	•			20 › 150 Ah			200 > 1200 A
DBT 300				12 V	•	•	•	•	4 › 150 Ah		4 › 150 Ah			40 > 1200 A
DBT 350				12-24 V	•	•	•	•	7 › 240 Ah		7 › 240 Ah			40 > 2000 A
DBT 410				6-12 V	•	•	•	•						10 > 2000 A
DBT 500				6-12 V	•	•	•	•		7 › 240 Ah				100 > 2000 A
DBT 710				6-12-24 V	•	•	•	•		7 › 240 Ah				—

Languages - Sprachen

	GB	FR	DE	IT	ES	PT	CZ	NL	PL	RU	TR	CN	JP	KR	IR
DBT 300															
DBT 350															
DBT 410															
DBT 500															
DBT 710															
PBT 550															
PBT 700															
PBT 720															
PBT 812															
PBT 824															
BTW 6V/12V															

TESTERS

TESTERS WITH PRINTERS

056220	x2	37 mm	7.5 m	25 mm	BT 301 / BT 501 / BT 551
056237	x1	57 mm	28 m	50 mm	RT 777 / PBT 700 / PBT 812 / PBT 824
056633	x2	57 mm	7.5 m	25 mm	PBT 550 / PBT 600 / PBT 700 / PBT 720 / PBT 812 / PBT 824 / SPM

YouTube
PLAYLIST
BATTERY TESTERS

Included for PBT 812 / PBT 824
4 wire connector = more precision
connecteur 4 fils = plus de précision

COMPATIBILITY
USB Barcode scanner 1D/2D for PBT 812, PBT 824
027718
p.36

XL Full Color screen
- Complete analysis
- Historical data
- Graphical data analysis
  Waveform function

- Download app & Print

Color screen
- Complete analysis
- Historical data
- Graphical data analysis
  Waveform function

- Battery-management software

LCD screen
- Complete analysis

- Battery-management software

×6 Languages Sprachen

NEW DESIGN 04/2025

Approvals
Homologations
Zulassungen

×10 Languages Sprachen

×12 Languages Sprachen

NEW 01 2025

×10 Languages Sprachen

NEW DESIGN 03/2025

1.8 m

×10 Languages Sprachen

NEW DESIGN 03/2025

LCD COLOR

1.8 m

PRINTER • 12 V

PBT 550
12 V | 30 › 220 Ah
START STOP | ALTERNATOR 12 V
024199

0.65 m

×2 (included)
056633

PBT 700
12 V | 7 › 240 Ah
START STOP | ALTERNATOR 12/24 V
024229

1.2 m

×1 (included)
056237

PRINTER • 6/12 V

PBT 720
6/12 V | 7 › 240 Ah
START STOP | ALTERNATOR 6/12/24 V
083240

2.6 m

×2 (included)
056633

PBT 812
6/12 V | 7 › 240 Ah
START STOP | ALTERNATOR 12/24 V
076686

×1 (included)
056237

PRINTER • 6/12/24 V (2x12)

PBT 824
6/12/24(2X12)V | 7 › 240 Ah
START STOP | ALTERNATOR 12/24 V
025738

×1 (included)
056237

				TEST			PRINT PAPER	DIGITAL	RESULT		TEMPERATURE COMPENSATION		kg	cm	L × W × H cm / kg
				A	V	CHARGE & START SYSTEM VEHICLE									
MADE IN CHINA	PBT 550	12 V	30 › 220 Ah	•	min 6 V	12 V	•	back-lit/rétro-éclairé	1s	instant	•	—	0.55	55 × 25	29 × 23 × 9 / 0.9
	PBT 700	12 V	7 › 240 Ah	•	min 8 V	12/24 V	•	back-lit/rétro-éclairé	1s	instant	•	—	0.7	23.5 × 10.2 × 6.8	40.5 × 28 × 9 /1.9
MADE IN CHINA	PBT 720	6-12 V	7 › 240 Ah	•	min 3 V	6/12/24 V	•	colour screen 3.2"	1s	instant	•	2 x 3.7 V - 2 A lithium-ion polymer batteries	0.9	26 × 10.5 × 5	27.2 × 36.4 × 9.3 / 2
	PBT 812	6-12 V	7 › 240 Ah	•	min 1.5V	12/24 V	•	colour TFT display 2.8"	1s	instant	•	6 x 1.5 V LR6-AA or 18650 lithium battery (not included)	0.7	28 × 14 × 7.5	34 × 47 × 11.5 / 3.1
	PBT 824	6-12 -24 (2x12) V	7 › 240 Ah	•	min 1.5V	12/24 V	•	back-lit 4 colours /rétro-éclairé	1s	instant	•	6 x 1.5 V LR6-AA	0.7	25 × 4.5 × 13	40 × 28 × 9 / 2.3

Recommendation	TEST: Battery/Batteries/ Ladegeräte	TEST: Alternator Circuit/ Circuit alternateur/ Lichtmaschineschaltkreis		PRINT PAPER	LIQUID	START /STOP ENGINE	EFB	AGM VRLA/GEL							CURRENT CCA SAE
PBT 550	12V		12 V	•	•	•	•	•			30 › 220 Ah				100 > 2000 A
PBT 700	12V		12-24 V	•	•	•	•	•	7 › 240 Ah		7 › 240 Ah				40 > 2000 A
PBT 720	6V 12V		6-12-24 V	•	•	•	•	•	7 › 240 Ah						10 > 2000 A
PBT 812	6V 12V		12 V	•	•	•	•	•	7 › 240 Ah						25 > 3000 A
PBT 824	6V 12V 24 V (2X12)		12-24 V	•	•	•	•	•	7 › 240 Ah						40 > 2000 A

POWER INVERTERS

12/24 V DC › 230 V AC

Available for UK socket

MSW / PSW TECHNOLOGY

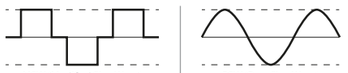

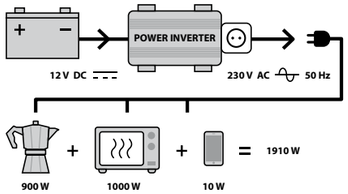

- Under-voltage / Over-voltage / Overload / Overheating / Output short-circuit
- Tension faible / Surtension / Surcharge / Surchauffe / Court-circuit
- Unterspannung / Überspannung / Überlastung / Überhitzung / Kurzschluss am Ausgang

Power based on output voltage

Puissance en fonction de la tension de sortie

Leistung in Abhängigkeit von der Ausgangsspannung

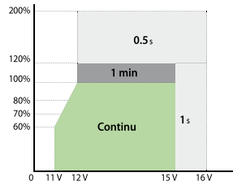

Power based on temperature

Puissance en fonction de la température

Leistung in Abhängigkeit von der Temperatur

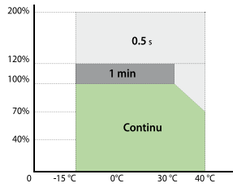

PSW REMOTE CONTROL

For 601W-12

For 1002W RC-12, 1502W RC-12, 2002W RC-12, 2002W RC-24

Input = 888 V
Output = 888 W

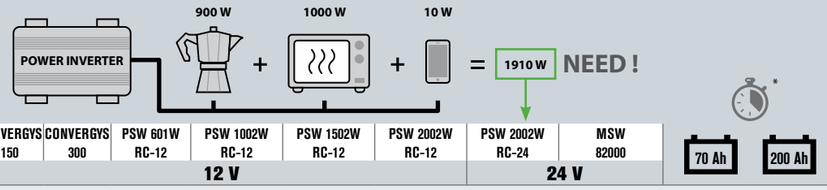

SELECT THE RIGHT POWER INVERTER
- CHOISISSEZ VOTRE CONVERTISSEUR
- WÄHLEN SIE IHREN WECHSELRICHTER

	CONVERGYS 150	CONVERGYS 300	PSW 601W RC-12	PSW 1002W RC-12	PSW 1502W RC-12	PSW 2002W RC-12	PSW 2002W RC-24	MSW 82000	70 Ah	200 Ah
	12 V						24 V			
HOME APPLIANCE - ÉLECTROMÉNAGER										
Microwave - Micro-Ondes - Mikrowelle				700 - 1000 W					30 - 50 min	1 h 30 - 2 h
Toaster - Grille Pain					800 - 1500 W				20 - 40 min	1 h - 2 h
Fridge - Réfrigérateur - Kühlschrank (40 L)								45 W	12 h	35 h
Kettle - Bouilloire - Wasserkocher				700 - 2500 W					15 - 45 min	35 min - 2 h
Espresso coffee maker - Cafetière espresso - Espresso-Maschine				1000 - 1600 W					20 - 30 min	1 h - 1 h 30
Drip coffee maker - Cafetière filtre - Filterkaffee-Maschine				800 - 1200 W					25 - 40 min	1 h 30 - 2 h
ELECTRONIC - ÉLECTRONIQUE										
Mobile phone - Téléphone - Telefon								5 - 10 W	55 - 110 h	155 - 310 h
Laptop - Ordinateur portable								60 - 95 W	5 - 9 h	16 - 28 h
Radio								10 - 40 W	14 - 55 h	40 - 155 h
TV 15"								40 W	13 h 30	39 h
TV 21"								50 W	11 h	31 h
Video game console - Console de jeux vidéo - Konsole für Videospiele								39 - 100 W	5 - 13 h	16 - 39 h
Camera - Appareil photo - Fotoapparat								4 - 19 W	25 - 135 h	78 - 390 h
COMFORT - CONFORT										
Light - Eclairage - Beleuchtung								100 W	5 h 30	16 h
Electrical heater - Chauffage électrique - Elektrische Heizung							1800 - 2500 W		12 - 20 min	35 - 45 min
Fan - Ventilateur - Lüfter								50 W	11 h	31 h
Hairdryer - Sèche cheveux - Fön				1000 - 2000 W					15 - 30 min	45 min - 1h 30
SAILING - NAUTISME										
Navigation lights - Feux de navigation - Navigationslichter								24 W	30 h	80 h
Radar								24 W	30 h	80 h
Autopilot mode - Pilote automatique								60 W	9 h	30 h
GPS/Sat nav. - GPS								6 W	110 h	310 h

$$\text{* Usage duration (h)} = \frac{80\,\% \times \text{Capacity (Ah)} \times \text{Optimum Efficiency (\%)} \times \text{Input DC (V)}}{\text{Power (W)}}$$

MADE IN CHINA	Power	Peak power	Pure Sin Wave	Optimum Efficiency	Input DC	Output AC	Output USB (2.1) DC	max 150 W			Universal				cm	L × W × H cm / kg
CONVERGYS 150	150 W	300 W	—	90,5 %	12 V	230 V	5 V · 2 A	•	—	1.5 mm²	•	—	—	0,5 kg	N/A	8 × 16.5 × 24.7 / 0.45
CONVERGYS 300	300 W	600 W	—	85 %	12 V	230 V	5 V · 2 A	•	•	2.5 mm²	•	—	—	0,95 kg	N/A	21.3 × 20 × 6.8 / 0.95
PSW 601W RC-12	600 W	1200 W	•	90 %	12 V	230 V	5 V · 2 A	—	cables	6 mm²	•	•	5 m	2,2 kg	26.5 × 17 × 7.5	31 × 22 × 12 / 2.3
PSW 1002W RC-12	1000 W	2000 W	•	90 %	12 V	230 V	5 V · 2 A	—	cables	10 mm²	•	•	5 m	4,7 kg	37.5 × 21 × 10	44 × 27 × 16 / 4.5
PSW 1502W RC-12	1500 W	3000 W	•	90 %	12 V	230 V	5 V · 2 A	—	cables	16 mm²	•	•	5 m	5 kg	37.5 × 21 × 10	44 × 27 × 16 / 4.6
PSW 2002W RC-12	2000 W	4000 W	•	90 %	12 V	230 V	5 V · 2 A	—	cables	22 mm²	•	•	5 m	6,25 kg	38.5 × 25 × 10	43 × 32 × 16.5 / 5.7
MSW 82000	2000 W	4000 W	—	80 %	24 V	230 V	5 V · 2 A	—	cables	12 mm²	•	•	—	5,8 kg	35 × 20 × 28	45.3 × 26.8 × 16.1 / 4.9
PSW 2002W RC-24	2000 W	4000 W	•	90 %	24 V	230 V	5 V · 2 A	—	cables	12 mm²	•	•	5 m	6,25 kg	38.5 × 25 × 10	43 × 32 × 16.5 / 5.7

12 V — CONVERGYS

CONVERGYS 150
027022

CONVERGYS 300
027053
: 027046

12 V — PURE SINE WAVE

PSW 601W RC-12
067332
: 067349

PSW 1002W RC-12
067356
: 067363

PSW 1502W RC-12
067370
: 067387

PSW 2002W RC-12
067394
: 067400

24 V — MODIFIED SINE WAVE

MSW 82000
027237
: 027244

24 V — PURE SINE WAVE

PSW 2002W RC-24
067417
: 067424

INCLUDED FOR ALL

PORTABLE ENERGY

DC/AC

OPTIONS

Solar panel
for Power pack 520, 1300, 14.22, Energys DC/DC

monocrystalline
ETFE quality - 18V - 100 W max

OUTPUT
USB 1 : 5V/3A
USB 2 : 5V/3A ; 9V/2A ; 12V/1.5A
Type C : 5V/3A ; 9V/2A ; 12V/1.5A
Jack :18V/5.6A max
079410

POWER PACK 520
518 Wh | 500 W
027961

POWER PACK 1300
1280 Wh | 1000 W
071988

POWER PACK 14.22
1408 Wh | 2200 W
085206

USAGE DURATION	50 W	100 W	250 W	500 W	1000 W	1500 W	2200 W
POWER PACK 520	8 h	4 h	1 h 40	50 min	—	—	—
POWER PACK 1300	20 h	10 h	4 h	2 h	1 h	—	—
POWER PACK 14.22	22 h	11 h	4 h 30	2 h 15	1 h 05	45 min	30 min
POWER PACK 14.15 FC	22 h	11 h	4 h 30	2 h 15	1 h 05	45 min	—

FULL PROTECTION
Short-circuit protection,
Over-current protection,
Over-voltage protection,
Under-voltage protection
Over-load protection,
Temperature protection

MPPT integrated
Solar panel compatibility

POWER PACK 14.15 FC
1408 Wh | 1500 W
085169

OPTIONS

Power batt 14 External battery
for Power pack 14.15 FC
085213

NEW 02 2025

1408 Wh - LiFePO4
42 × 30 × 25.5 cm / 12.8 kg

Solar panel
for Power pack 14.15 FC
079403

monocrystalline - ETFE quality
48V - 220 W max
OUTPUT : **MC4**

NEW 04 2025



	LITHIUM Battery		INPUT	RECHARGING TIME			AC OUTPUT			DC OUTPUT		LIGHT	BOOSTER			OPTION COMPATIBILITY			
	CAPACITY	TYPE		MAINS 0-100 %	SOLAR PANEL 0-100 % (depending on weather conditions)	DC CHARGING 0-100 %	230 V / 50 Hz (Pure Sine Wave)	Rating POWER OUT	Peak Power OUT				12V Petrol & Diesel (Lead / LFP)	1V/Cell	0V/Cell	SOLAR PANEL	EXTERNAL BATTERY	L × W × H cm / kg	L × W × H cm / kg
POWER PACK 520	20 Ah 518 Wh	LiPo	JACK DC ø3.5 (Main / solar charging): 12-30V 80W PD USB-C (DC charging): 45W	6 h 30	8 h 30 - 11 h 30	11 h 30	(×2) Type C / E / F / G / I	500 W	750 W (3sec)	(×1) PD USB-C : 45W max (×1) QC USB-C : 18W max (×2) USB-A : 5V - 2.4A	(×2) JACK DC ø5.5 : 12V - 10A (×1) Cigarette Lighter : 12V - 10A	(×1) LED	—	—	—	•	—	26.4 × 23.4 × 16.3 / 5.14	33,5 × 23 × 34.5 / 6.2
POWER PACK 1300	50 Ah 1280 Wh	LFP	JACK DC ø5.5 (Main / solar charging): 12-30V 200W	7 h	12 h - 14 h	—	(×3) Type C / E / F (euro plug)	1000 W	2000 W	(×3) USB-A : 5V - 2.4A (×1) QC USB-A : 18W max (×2) PD USB-C : 100W max	(×2) JACK DC ø5.5 : 12V - 10A (×1) Cigarette Lighter : 12V - 10A	(×1) LED	•	500 A	1000 A	•	—	36 × 27 × 28 / 17.5	45 × 39 × 39 / 20.6
POWER PACK 14.22	55 Ah 1408 Wh	LFP	JACK DC ø5.5 (Main / solar charging): 12-30V 200W	7 h 30	13 h - 15 h	—	(×3) Type C / E / F (euro plug)	2200 W	4400 W	(×3) USB-A : 5V - 2.4A (×1) QC USB-A : 18W max (×2) PD USB-C : 100W max	(×2) JACK DC ø5.5 : 12V - 10A (×1) Cigarette Lighter : 12V - 10A	(×1) LED	•	500 A	1000 A	•	—	36 × 27 × 28 / 17.1	—
POWER PACK 14.15 FC	55 Ah 1408 Wh	LFP	C14 EURO PLUG (AC charging): 230Vac 1500W ANDERSON (solar charging): 30-60V 400W JACK DC ø5.5 (DC charging): 12V 120W	1 h	6 h - 8 h	11 h	(×3) Type C / E / F (euro plug)	1500 W	3000 W	(×3) USB-A : 5V - 2.4A (×1) QC USB-A : 18W max (×2) PD USB-C : 100W max	(×2) JACK DC ø5.5 : 12V - 10A (×1) Cigarette Lighter : 12V - 10A	(×1) LED	•	500 A	1000 A	•	•	36 × 27 × 28 / 19.3	43 × 36.5 × 33.5 / 22

RECOMMENDATION															
POWER PACK 520	•	•	•	•	•	•	•								
POWER PACK 1300	•	•	•	•	•	•	•	•	•	•	•				
POWER PACK 14.22	•	•	•	•	•	•	•	•	•	•	•	•	•	•	•
POWER PACK 14.15 FC	•	•	•	•	•	•	•	•	•	•	•				

JUMPER CABLES

320 A › 1000 A

056206					
564015					
056404					
056602					
056190					
056312					
056329					
056336					
056343					
056558					
056541					
056619					

PRO BRASS CLAMPS

BRASS CLAMPS, NON-INSULATED - Pinces laiton, non isolées - Messingklemmen, nicht isoliert - Pinzas de latón, no aisladas - Morsetti in ottone non isolati

MADE IN CHINA

MADE IN FRANCE

			x 8		TYPE
056206	320 A	3 m	—	16 mm²	(CCA)
564015	500 A	3 m	—	25 mm²	(CCA)
056404	700 A	4,5 m	—	35 mm²	(CCA)
056602	1000 A	5,1 m	—	50 mm²	(100% Cu)
056190	1000 A	4,5 m	INCLUDED	50 mm²	(100% Cu)

PRO INSULATED CLAMPS

INSULATED CLAMPS - Pinces isolées • Isolierte klemmen - Pinzas aisladas - Morsetti isolate

MADE IN CHINA

MADE IN FRANCE

		ESSENCE BENZINE PETROL	DIESEL		x 8		TYPE	DIN 72553
056312	200 A	1,5 l		3 m	—	10 mm²	≈ Ø Cu	—
056329	320 A	2,5 l		3 m	—	16 mm²	≈ Ø Cu	•
056336	500 A	5,5 l	3 l	3,5 m	—	25 mm²	≈ Ø Cu	•
056343	700 A	7 l	4 l	4,5 m	—	35 mm²	≈ Ø Cu	•
056558	1000 A	7 l	4 l	4,5 m	INCLUDED	50 mm²	(100% Cu)	—

SUPER PRO INSULATED CLAMPS

INCLUDED

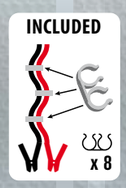

ANTI-ARC PROTECTION ×2

MADE IN FRANCE

056541	700 A	4,5 m	35 mm²	100% Cu
056619	1000 A	5 m	50 mm²	100% Cu

EV CHARGING

Rechargement EV • Laden für Elektrofahrzeuge • Carga de EV • Ricarica per veicoli elettrici

6 A › 32 A

Power Grid		RECHARGE TIME (20 to 100%)*													
		230 V (1 ph)							400 V (3 ph)						
		6 A 1.4kW	8 A 1.8kW	10 A 2.3kW	13 A 2.9kW	16 A 3.7kW	20 A 4.6kW	32 A 7.4kW	6 A 4.1kW	8 A 5.5kW	10 A 6.9kW	13 A 8.9kW	16 A 11kW	20 A 14kW	32 A 22kW
Example of battery capacity	10 kW	6 h	4 h30	3 h30	3 h	2 h	1 h30	1 h	2 h	1 h30	1 h	50 min	40 min	-	-
	20 kW	12 h	9 h	7 h	5 h30	4 h30	3 h30	2 h	4 h	3 h	2 h30	2 h	1 h30	-	-
	50 kW	29 h	22 h	18 h	13 h	11 h	9 h	5 h30	9 h	7 h30	6 h	4 h30	3 h	2 h30	1 h30
	60 kW	35 h	26 h	21 h	16 h	13 h	10 h30	6 h30	11 h30	9 h	7 h	5 h30	4 h	3 h30	2 h
	70 kW	40 h	30 h	24 h	19 h	15 h	12 h	7 h30	13 h30	10 h	8 h	6 h30	5 h	4 h	2 h30
	80 kW	46 h	34 h	27 h	22 h	17 h	14 h	8 h30	15 h30	11 h30	9 h	7 h	6 h	4 h30	3 h

*Indicated values

INCLUDED

	075320	080676
16 A / 1ph	✓	—
13 A / 1 ph	—	✓
32 A / 3 ph	✓	✓
16 A / 1 ph	—	✓

more output options...

available on request

IP 65

23 × 16 × 9 cm
46 × 20.5 × 38 cm / 6 kg

SUPER PRO SMART EV CHARGE

6 → 32A | 1ph / 3ph

075320
080676

TIMER FUNCTION
Delay start 1h → 24h

EV CHARGING - PORTABLE

10/16 A | 1 ph

028975

EV CHARGING - STANDARD CABLES

32 A | 1 ph

079687

32 A | 3 ph

079694

EV CHARGING - SPIRAL CABLE

32 A | 1 ph

028982

	IP	U1	I1	P				
SUPER PRO SMART EV CHARGE	65	1 ph / 3 ph + N	6/8/10/13/ 16/20/32 A	1,4 → 22kW	•	—	5 m	Type 2
EV CHARGING PORTABLE	66	1 ph	10 / 16 A	2,3 / 3,7kW	•	—		Type 2
EV CHARGING SPIRAL CABLE	66	1 ph	32 A	7,4 kW	—	•		Type 2
EV CHARGING STANDARD CABLES	55	1 ph	32 A	7,4 kW	—	•		Type 2
	55	3 ph	32 A	22 kW	—	•		

OPTION

21 × 43 × 57 cm

060432

EV BATTERY LIFT

1T MOBILE LIFTING TABLE WITH HYDROPNEUMATIC PUMP - Table élévatrice mobile 1 tonne avec pompe hydropneumatique - Mobiler 1-Tonnen-Hubtisch mit hydropneumatischer Pumpe

083912
Weight : 385 kg

Reserved holes pattern
- Quadrillage de trous taraudés

100 x 100 mm
M10

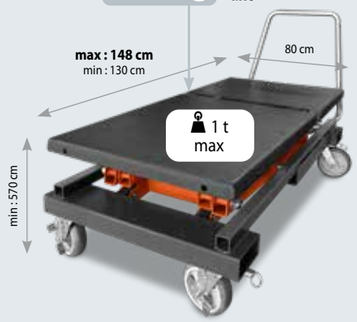

Hydropneumatic pump
- Pompe hydropneumatique

110 s

30 s

6-8 bar

1.2T LIFTING TABLE FOR ELECTRIC VEHICLE BATTERIES - Table de levage 1.2T pour batteries de véhicule électrique - 1,2T Hubtisch für Elektrofahrzeugbatterien

088030
Weight : 760 kg

Included
Hydraulic oil 5 L
Huile hydraulique 5 L
062160



Reserved holes pattern
- Quadrillage de trous taraudés

100 x 100 mm
M10

230 V ~1 phase 50 Hz

FAST : **45 s**

PRECISE : **170 s**

40 s

EV BATTERY ACCESSORIES

EQUIPMENT FOR OPERATIONS ON ELECTRIC AND HYBRID VEHICLES - Équipements pour opérations sur véhicules électriques & hybrides - Ausrüstung für den Betrieb von Elektro- und Hybridfahrzeugen

FACE SHIELD WITH HEADBAND
- ÉCRAN FACIAL AVEC SERRE-TÊTE
068018

INSULATING GLOVES (T10)
- GANTS ISOLANTS (T10)
068025

25 pieces insulated tools 1000V - Coffret de 25 outils isolés 1000V
- Box mit 25 isolierten Werkzeugen 1000V
066489

7/8/10/12/14/15/17/19/22 mm sockets - Douilles 7/8/10/12/14/15/17/19/22 mm	x 9
175 mm universal pliers in chrome vanadium - Pince universelle de 175 mm en chrome vanadium	x 1
Cutting pliers 150 mm in chrome vanadium - Pince coupante 150 mm en chrome vanadium	x 1
3/8" ratchet - Cluqiet en 3/8"	x 1
Extension 100 mm - Rallonge 100 mm	x 1
T-handle - Poignée en T	x 1
Open ended wrenches 7/8/10/12/14/17 mm - Clés plates à fourches 7/8/10/12/14/17 mm	x 6
Cable knife - Couteau pour câble	x 1
Philips PhH1x100/PhH2x100 mm screwdriver - Tournevis Philips PhH1x100/PhH2x100 mm	x 2
Flat screwdriver 5.5x125 / 4x100 mm - Tournevis plats 5.5x125/4x100 mm	x 2

Kit for marking the area of intervention
- Kit pour le balisage de la zone d'intervention
- Kennzeichnungsset für Hochvolt-Bereiche
064409

Red and white warning pole - Balise de signalisation rouge et blanche	x 4
Red and white bounding line - Chaîne de délimitation rouge et blanche	x 1
Sign board "*Danger, working area EHV*" - Pancarte de signalisation "*Danger, zone de travail VEH*"	x 2

TROUSERS - Pantalon - Hose

EN ISO 11612 A1+A2-B1-C1-E3-F1

EN ISO 11611 Class 2-A1 & A2

EN 1149-5

IEC 61482-2 Class 1-4kA

EN 14404 +A1 Type 2

98% cotton, 2% antistatic

S (40/42) 046368

M (44/46) 046375

L (48/50) 046382

XL (52/54) 046399

XXL (56/58) 046412

JACKET - Veste - Jacke

IEC 61482-2 Class 1-4kA

EN ISO 11612 A1+A2-B1-C1-E3-F1

EN 14404 +A1 Type 2

EN ISO 11611 Class 2-A1 & A2

EN 1149-5

98% cotton, 2% antistatic

S (40/42)	046313
M (44/46)	046320
L (48/50)	046337
XL (52/54)	046344
XXL (56/58)	046351

BATTERY LIFT

DIABLE JOBSITE XL
039568

18.3 kg · 66 x 47 x 20 cm / 19.5 kg

MULTITOOL TRUCK
max 200 kg

067158
90 kg
123 x 79 x 39 cm / 95 kg

INCLUDED

ACCESSORIES

Current clamp
- Pince ampèremétrique
- Strommesszange

400 A 053991
600 A 053984

CLAMPS - Pinces • Klemmen • Pinzas • 充电夹

	40 A	60 A	60 A	200 A	300 A	600 A	650 A	700 A	850 A	1000 A	300 A	600 A
I 100%	30 A	60 A	60 A	100 A	200 A	120 A	120 A	120 A	170 A	200 A	-	-
I peak	75 A	150 A	150 A	200 A	300 A	600 A	650 A	700 A	850 A	1000 A	-	-
max	30 mm	25 mm	25 mm	38 mm	45 mm	40 mm	35 mm	28 mm	44 mm	55 mm	38 mm	38 mm
max	2.5 mm²	10 mm²	16 mm²	16 mm²	25 mm²	35 mm²	25 mm²	25 mm²	35 mm²	70 mm²	50 mm²	95 mm²
	●● (×2) 053106	● 055537	Compact ● 071896 ● 071889 ●● (×2) 071872	● 053502 ● 053403	● 053700 ● 053601	● 053779 ● 053786	● 055551 ● 055544	● 025783 ● 025776	● 053816 ● 053793	● 025769 ● 025752	038059	038066

CABLE LUGS - Cosses • Terminal Kabelschuhe • Kabelschoen

16 mm²	M10	×10	038219
25 mm²	M10	×10	038226
35 mm²	M14	×10	038233
50 mm²	M14	×10	038240

75 mm²	M16	×10	038257
125 mm²	M15	×5	038264

25 mm²	M5	×100	047525
35 mm²	M6	×100	047532
50 mm²	M10	×100	047549

10 mm²	M16	×100	047501
16 mm²	M15	×100	047518

70 mm²	M10	×100	047556
95 mm²	M10	×50	047570

DINSE CONNECTORS - Connecteurs Texas • Stecker • Conectores

	I A max	mm²	Ø mm	Ø mm	Compatibility		Ref.
CFM 25.14	200	10/25	14	9	CM 25.14, CF 25.14	x1	045507
CFM 50.21	300	35/50	21	13	CM 50.21, CF 50.21	x1	045606
CFM 70.21	400	50/70	21	13	CM 70.21	x1	047488
CM 25.14	200	10/25	14	9	CF 25.14	x20	045668
CM 50.21	300	35/50	21	13	CF 50.21	x10	045613
CM 70.21	400	50/70	21	13	CF 70.21	x5	045750
CM 95.24	500	70/95	24	13	CF 95.24	x5	047495
CF 25.14	200	10/25	14	9	CM 25.14	x30	045651
CF 50.21	300	35/50	21	13	CM 50.21	x10	045620
CF 70.24	400	50/70	24	13	CM 70.21	x5	045736
CF 95.24	500	70/95	24	13	CM 95.24	x5	072374

BATTERY TERMINAL CLEANING BRUSH
027572

QUICK CONNECTORS
ø 10 mm / 50 mm²
I max = 1000 A
054455

FUSES - Fusibles • Sicherungen • Fusibles • 保险丝



×5
6.3 A 054578
10 A 056527

×10
10 A 054530
15 A 054493
20 A 054509
25 A 054516
30 A 054523
40 A 054554

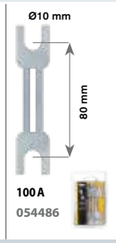

100 A 054486

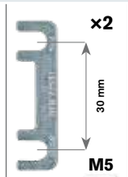

×2
M5
100 A 054394

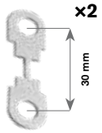

×2
M6
150 A 027930



×2
200 A 054547
250 A 055568
300 A 054561
M10

×2
M5
40 A 054646
50 A 054622
80 A 054653
125 A 054585
150 A 054639

×2
M6
40 A 071599

Anti-arc protection
041318



Adjustable battery carrier
058354

Acidimeter (PH Meter)
054103

SOLAR POWERED CHARGER WITH ACCESSORIES
• Kit solaire de maintien de charge avec accessoires • Solarpanel zur Ladeerhaltung mit Zubehör • Kit solar de mantenimiento de carga

4.5W
072411

CABLES EN 60245-6/H01N2-D (Rubber - Caoutchouc)
EN 60974-9



	L		A (60%)	A (35%)
16 mm²	100 m	046252	121	131
	x m	046207		
25 mm²	5 m	045408	165	185
	100 m	046603		
	x m	046306		
35 mm²	100 m	046702	211	243
	x m	046405		
50 mm²	100 m	046801	275	323
	x m	046757		
70 mm²	x m	046832	351	419
95 mm²	x m	046863	433	527

HIGH FLEXIBILITY ELECTRICAL CABLES



	L			A (60%)	A (35%)
10 mm²	100 m	054882	054875	88	92
	20 m	056107	056091		
16 mm²	100 m	054905	054899	120	130
	20 m	056121	056114		
25 mm²	100 m	054929	054912	164	184
	20 m	056145	056138		
35 mm²	100 m	054943	054936	210	240
	20 m	056169	056152	210	240
50 mm²	100 m	054967	054950	273	320
	20 m	056183	056176	273	320
70 mm²	50 m	—	056565	310	380

BATTERY TERMINAL - Cosses batterie • Polklemmen • Terminales batería • 电池端子

×1
054400

	ø 10 mm / 35 mm²		ø 13 mm / 50 mm²		ø 16 mm / 70 mm²
+	×25 054431	×25 054332	×25 054417	×25 054356	×25 054370
−	×25 054448	×25 054349	×25 054424	×25 054363	×25 054387

67 W Fast USB-C Charger
✓ Nomad Power PRO 901 FC
087132

15 W USB-C Charger
✓ Nomad Power 401 / 501
✓ Nomad Power PRO 701 / PRO 801 / PRO 901 FC
087101

15 W USB-C Charger
✓ Nomad Power 401 / 501
✓ Nomad Power PRO 701 / PRO 801 / PRO 901 FC
087354

NEW

HAND LAMPS - Lampes baladeuses - Handleuchte

PORTABLE LAMP 400 L

400 lumens

COB LED
Li-ion
Charging time : 8h
operating time
High position : 2.5 h
Low position : 5 h
Top light (1 W) : 6 h

23 × 6.5 × 4 cm / 480 g
13 × 7 × 23.5 cm

059153

PORTABLE LAMP PRO 600 L

250-600 lumens

COB LED, 80 CRI
3.7 V - 2200 mAh Li-ion
micro USB charging (3.5 h)
operating time
High position : 1.5 h
Low position : 4.5h
Top light (100 lumens) : 10 h

19 × 5.6 × 2.9 cm / 240 g
9 × 13 × 23.2 cm / 520 g
IP54

060883

UNDER BONNET LAMP - Lampe sous capot - Leuchte für Motorhaube

UNDER BONNET LAMP 600 L

500-1000 lumens

120 COB LED
3.7V - 4000 mAh Li-ion
charging time : 10/12 h
operating time
High position : 4 h
Low position : 8 h

26 × 10 × 10 cm
2.3 kg
23.5 × 12 × 69.5 cm

059962

UNDER BONNET LAMP 800 L

250-800 lumens

120 COB LED
3.7V - 4000 mAh Li-ion
charging time : 10/12 h
operating time
High position : 3 h
Low position : 6 h

2kg
60.7 × 15 × 11.3 cm

058002



INSPECTION LAMP - Lampe inspection - Inspektionslampen

INSPECTION LAMP MINI 350 L

0-350 lumens

COB LED
3.7 V - 1100 mAh Li-ion
USB charging (3 h)
operating time
3 > 6.5 h

IP 20

075894

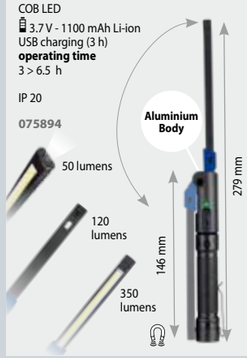

INSPECTION LAMP PRO 800 L

120-800 lumens

COB LED
3.7 V - 2600 mAh Li-ion
USB charging (4 h)
operating time
2.5 > 9 h

IP 54

075900

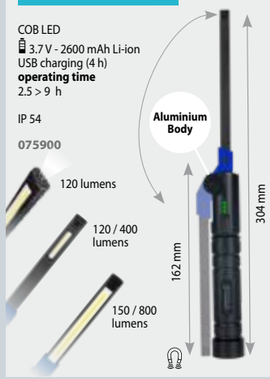

FRONTAL INSPECTION LAMP 280 L

100-280 lumens

3 W COB LED
80 CRI+, 6500 K
3.7 V - 1500 mAh Li-po
micro USB charging
operating time
High position : 2 h
Low position : 6 h

IP 65 / 7.8 × 4.7× 4.2 cm
40 × 8.8 × 5.5 cm / 200 g

060845

360° AMBIANT LAMP - Lampe ambiance 360°

AMBIANCE LAMP 360° PORTABLE 1000 L

60 > 1000 lumens

>80 CRI SMD LED
6500 K
3.7V - 5200 mAh Li-ion
USB charging (4.5 h) / USB power supply
operating time 2 > 27 h

26 × 7.5 × 7.5 cm 660 g
7.8 × 8× 35cm
IP 54

059764

WORKLIGHT WITH TRIPOD - Projecteur sur trépied - Arbeitsleuchte mit Standfuß

TRIPOD LAMP 1800 L

1800 lumens

3× 55 COB LED
total 165 LED
1.8 m power cord

3.2 kg
95 × 14.5 × 14 cm

059146

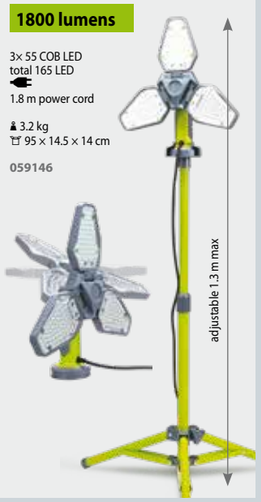

TRIPOD LAMP 3000 L

3000 lumens

35 W COB LED
2 m power cord

IP 44
4.1 kg
103 × 21.5 × 10 cm

059979

TRIPOD LAMP 4000 L

4000 lumens

3× 20 COB LED,
total 60 LED
3 m
power cord

6.4 kg
22 × 16 × 116 cm

059986

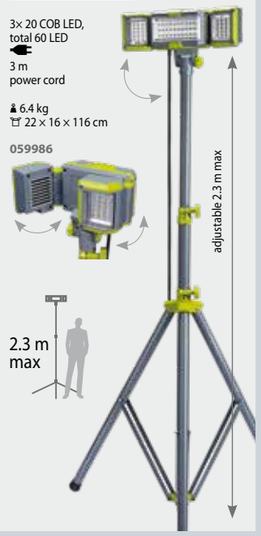

AUTOMOTIVE BATTERIES

Batteries de démarrage - Starterbatterien - Baterías de arranque - Automotive accu's - Baterias de Automóvel - Μπαταρίες οχημάτων - Пусковые батареи - 汽车启动电池

Curves	LIQUID Calcium / Silver	Start & Stop / AGM / EFB / GEL / Optima	Unattended charge	100% charged	Maintenance	Battery desulphation	Fast Charge	Fast Charge ++
W	✓	-	-	-	-	-	-	-
W2	✓	-	✓	-	-	-	-	-
WU	✓	-	✓	-	✓	-	-	-
WUoU	✓	✓	✓	✓	✓	-	-	-
IWUoU	✓	✓	✓	✓	✓	✓	✓	-
I REGULATED IUoU FAST CHARGE	✓	✓	✓	✓	✓	✓ (except Artic)	✓	✓
7 STEP 8 STEP GYSFLASH Pb	✓	✓	✓	✓	✓	✓	✓	✓

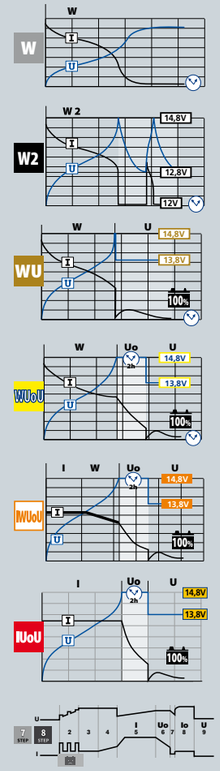

GYSFLASH Lithium
8 STEP Li-ion | 8 STEP LiFePO4 | 9 STEP Li-ion | 9 STEP LiFePO4

LiFePO4 / Li-ion / Li-Po / NMC / LCO / MCO / NCA...

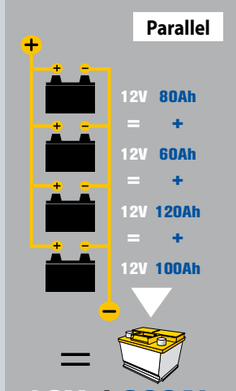

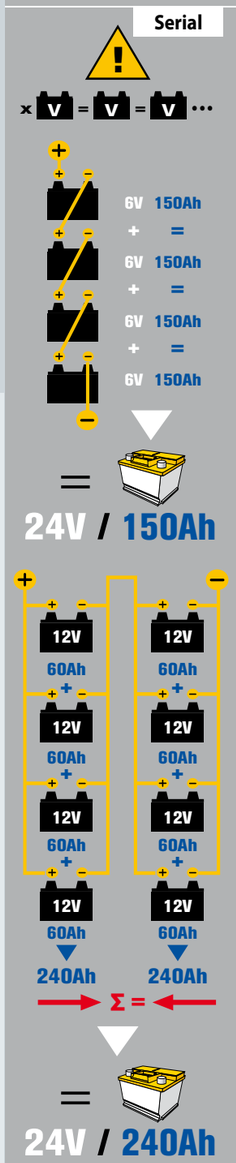

MARKETING

Catalogs and posters available for download on our website
www.gys.fr

A - Barnum
3 x 3 m
098022

B - Open Barnum
2 x 2 m
098039

C - Oriflamme
3 x 0,50 m
098015

Display stand - Podium de présentation - Podest (machines not included)

063204
A : 45 cm, B : 50 cm, C : 50 cm

063211
A : 80 cm, B : 50 cm, C : 50 cm

Retail display space with 2 shelves
- Linéaire de vente avec 2 étagères
- Lochwandregal mit 2 Böden
(machines not included)
060784

Type	FA1	FA2	SB1
complete - complet - komplett	062429	062443	061149
without display stand - sans linéaire - ohne Regal	062436	062450	062412

INVEST IN THE FUTURE

CHARGE

2025 A

GYS France

Headquarters
1 rue de la Croix des Landes
CS 54159
53941 Saint-Berthevin - Cedex
Laval - France
Tel +33 2 43 01 23 60
E-mail service.client@gys.fr

ZI, 134 bd des Loges
53941 Saint-Berthevin
Laval - France

Logistic center
2 Rue Jean Dausset
53810 Changé - France
Tel +33 2 43 01 54 33

GYS Germany
Professor-Wieler
Straße 11
52070 Aachen
Deutschland
Tel +49 241/189-23-710
Fax +49 241/189-23-719
E-mail aachen@gys.fr

GYS UK
Unit 3 - Great Central Way
Rugby - Warwickshire
CV21 3XH
United Kingdom
Tel +44 1926 338 609
Fax +44 1926 429 764
E-mail uk@gys.fr

GYS Italia
Via Porta Est, 7
30020 Marcon - VE
Italia
Tel +39 041 53 21 565
E.mail italia@gys.fr

GYS Ibérica
Avenida Pirineos 31
Nave 9
San Sebastian de los Reyes
28703 Madrid
España
Tel +34 917 409 790
E.mail iberica@gys.fr

GYS China
Lot N°15 - 6666 bd Songze
201706 Qingpu
Shanghai - China
Tel +86 6221 4461
Fax +86 5226 0067
www.gys-china.com.cn
E-mail
contact@gys-china.com.cn

LinkedIn
Youtube
WeChat
Facebook
Instagram

www.gys.fr

Distributed by

095199 • Pour signaler des erreurs dans le catalogue, contactez : catalogues@gys.fr. Document non contractuel. GYS se réserve le droit de modifier sans préavis les spécifications de ses appareils. • To report errors in the catalog, contact: catalogues@gys.fr. Document not contractual. GYS reserves the right to modify the specifications of the machines without prior notice. Irrtümer und Änderungen vorbehalten. • I.P. - 193 g • printed in December 2024