www.gys.fr

INVEST IN THE FUTURE

French manufacturer
since 1964

Celebrating

60

years of innovation

1964 - 2024

Chargers, Boosters & Starters

Charge & entretien des batteries

Batterieservicegeräte-Katalog

Caricabatterie, Booster & Avviatore

Catálogo de Cargadores

2024

CHARGERS - BSU - BOOSTERS - STARTERS - TESTERS - JUMPER CABLES - ACCESSORIES

A solid manufacturing group

900 people

€ 125 000 000

C1+
Credit Rating
Banque de France

55 000 m²
2 factories

GYS
INVEST IN THE FUTURE

French manufacturer since 1964

A family company

Nicolas & Bruno Bouygues

3 catalogues

3 500+ references

Welding, Plasma cutting & Induction heating

Car Body Welding Systems

Chargers, Boosters & Starters

A worldwide coverage

125 countries

GYS FRANCE
Laval

GYS GERMANY
Aachen

GYS U.K.
Rugby

GYS CHINA
Shanghaï

GYS ITALIA
Venezia

GYS IBERICA
Madrid

www.gys.fr

visit with

CHARGERS

GYSFLASH Pb	6
GYSFLASH LITHIUM	9
GYSFLASH Pb / LITHIUM	10
GYSFLASH ON BOARD	16
ENERGYS	17
GYSFLASH PRO	18
ARTIC	32
ENERGY / TCB	33
CT / CA / WATTMATIC	34
BATIUM	36

CHARGERS & STARTERS

START / NEOSTART	40
STARTIUM	42
DIAGSTARTIUM	43
STARTFLASH	44

BOOSTERS

GYSPACK	48
STARTPACK	52
ENERGYSTATION	55
NOMAD POWER	58
STARTRONIC	60
GYSCAP	61

BATTERY TESTERS, POWER INVERTER & PORTABLE ENERGY

TRADITIONAL TESTERS	64
DIGITAL TESTERS	64
TESTERS & PRINTER	66
POWER INVERTER	68
PORTABLE ENERGY	70

JUMPER CABLES, EV CABLES & ACCESSORIES

JUMPER CABLES	74
EV CHARGING	75
ACCESSORIES	76

CHARGERS

6 - 12 - 16 - 24 - 36 - 48 V

GYSFLASH

GYSFLASH Pb	6
GYSFLASH LITHIUM	9
GYSFLASH Pb / LITHIUM	10
GYSFLASH ON BOARD	16

CONVERTER DC/DC

ENERGYS	17

BATTERY SUPPORT UNIT

GYSFLASH PRO	18
GYSFLASH PRO CNT	20
CNT TECHNOLOGY & ACCESSORIES	26

MORE

ARTIC	32
ENERGY / TCB	33
CT / CA / WATTMATIC	34
BATIUM	36

GYSFLASH TECHNOLOGY

SSM

Save and load settings. Automatic restart in case of power cut.

Mémorisation des réglages. Redémarrage automatique en cas de coupure électrique.

Einstellungsspeicherung. Automatisches Starten nach einem Netzausfall.

START STOP

Start/stop Engine :
Compatible with Start/Stop vehicles.
Compatible véhicules Start/Stop.
Geeignet für START-STOP- Fahrzeuge.

CAN BUS

Can Bus ready: compatible with Can Bus Technology, the Gysflash can be connected to the motorcycle 12V socket (cable is optional).

Can bus ready : compatible avec la technologie Can Bus, le Gysflash se branche directement sur la prise 12 V de la moto (câble en option).

Can-Bus Ready: Mit der Can-Bus Technologie kompatibel. Das GYSFLASH wird direkt an den 12V-Anschluss des Motorrads angeschlossen (Kabel optional).

Auto Recovery : Recovers deeply discharged (min 2V) and/or sulfated batteries.

Auto Recovery : Récupèration des éléments des batteries profondément déchargées (mini 2V) et/ou sulfatées.

Auto Recovery: Wiederherstellung der Zellen bei tiefentladenen bzw. sulfatierten Batterien (min. 2V).

"Cold charge" mode: performance-enhancing charging mode for cold or freezing weather conditions.

Mode "Cold charge": optimisation des performances en cas de temps froid ou de gel.

«Cold Charge»-Modus: Leistungsoptimierung bei kaltem Wetter oder bei Frost.

Fitted with a highly sensitive sensor, Gysflash automatically adjusts the charge based on ambient temperature.

Équipé d'un capteur haute sensibilité, le Gysflash ajuste automatiquement les paramètres de charge en fonction de la température ambiante.

Ausgestattet mit einem hochempfindlichen Sensor stellt das GYSFLASH automatisch die Ladeparameter der Umgebungstemperatur entsprechend ein.

Power supply mode: Optimum floating charge, ideal for use during battery change to protect vehicle memory.
Also for when the vehicle is not in use for extended periods or for demonstration use.

Source d'énergie : mode de maintien optimal de l'état de charge. Idéal pour les véhicules en hivernage, de démonstration, ou pour le remplacement de batterie.

Energiequelle: Aufrechterhaltung des Batteriezustands. Ideal für Saison-, Austellungsfahrzeuge oder bei Batteriewechsel.

SMART CHARGE 7 STEP / 8 STEP

1. Status analysis
2. Recovery
3. Test desulfation
4. Desulfation
5. Fast charge 80%
6. Absorption
7. Refresh (for "8 step" only)
8. Floating 100%

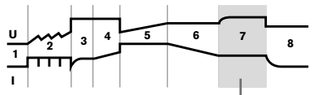

REFRESH 8 STEP

Rebalancing of the battery cells for greater longevity (not available on all models).

Rééquilibrage des cellules de la batterie pour plus de longévité (suivant modèle).

Regenerierung der Batteriezellen für eine längere Lebensdauer (je nach Modell).

CHARGERS
SMART HF INVERTER Pb

YouTube
PLAYLIST
GYSFLASH

IP 65

WATER PROTECTION

GYSFLASH
1.12, 4.12, 6.12, 8.12, 12.12,
6 HERITAGE, 6.24, 9.24, 1.12 PL,
8.12 PL, 6.24 PL, 3.48 PL,
1.12 Lithium, 6.12 Lithium

BEST SELLER

12 V

GYSFLASH 1.12

1 A

GO > 7 V | SSM | START STOP | CAN BUS | 7 STEP

F FLASH Connector

029361
: 029514

GYSFLASH 4.12 & 4.12S

0.8/4 A

GO > 2 V | SSM | START STOP | CAN BUS | 7 STEP

F FLASH Connector



4.12
029422
: 029521

4.12S (110 V)
069190
072701
072817

GYSFLASH 6.12

0.8/6 A

GO > 2 V | SSM | START STOP | CAN BUS | REFRESH 8 STEP

F FLASH Connector

029378
: 029613

GYSFLASH 8.12

8 A

GO > 2 V | SSM | START STOP | REFRESH 8 STEP

029385
: 029545

GYSFLASH 12.12

12 A

GO > 2 V | SSM | START STOP | REFRESH 8 STEP

S SAE Connector

029392
: 029552

110 V

GYSFLASH 4.12 S
GYSFLASH 1.12 PL S

DISPLAY BOX

GYSFLASH 4.12 × 5

026001

PATENTS REGISTERED NUMBERS
002280008 & 002279927
EUROPEAN TRADEMAR & DESIGN

DESIGN GYS FRANCE

MADE IN GYS CHINA

	50 / 60 Hz		Power	I_{charge}	V	Charge	Maintenance	Zz	Ondulation/ Ripple	Charging curve		IP			L × W × H cm / kg
GYSFLASH 1.12	220-240 V AC	1 m	18 W	**1 A**	**12 V**	2 › 32 Ah	2 › 100 Ah	<0.4 Ah/month	<150 mV Rms	IUoU	7 steps	IP 65	0.44 kg	13 × 8 × 3.8 cm	30 × 15.5 × 6 / 0.6
GYSFLASH 4.12	220-240 V AC	2 m	70 W	**0,8/4 A**	**12 V**	1.2 › 90 Ah	1.2 › 130 Ah	<0.4 Ah/month	<150 mV Rms	IUoU	7 steps	IP 65	0.69 kg	17 × 9 × 5.1 cm	34.5 × 17.9 × 36.2 / 0.89
GYSFLASH 4.12S	100-127 V AC														
GYSFLASH 6.12	220-240 V AC	2 m	90 W	**0,8/6 A**	**12 V**	1.2 › 125 Ah	1.2 › 170 Ah	<0.4 Ah/month	<150 mV Rms	IUoU	8 steps	IP 65	0.77 kg	19 × 10 × 5.2 cm	36 × 19.5 × 7 / 1
GYSFLASH 8.12	220-240 V AC	2 m	130 W	**8 A**	**12 V**	15 › 160 Ah	15 › 240 Ah	<0.4 Ah/month	<150 mV Rms	IUoU	8 steps	IP 65	0.85 kg	19 × 10 × 5.2 cm	36 × 19.5 × 7 / 1
GYSFLASH 12.12	220-240 V AC	2 m	195 W	**12A**	**12 V**	20 › 250 Ah	20 › 330 Ah	<0.4 Ah/month	<100 mV Rms	IUoU	8 steps	IP 65	1.1 kg	22.1 × 11.1 × 5.8 cm	36.4 × 20 × 6.8 / 1.3

CHARGERS

SMART HF INVERTER Pb

YouTube

PLAYLIST
GYSFLASH

GYSFLASH TECHNOLOGY

SSM

Save and load settings. Automatic restart in case of power cut.

Mémorisation des réglages. Redémarrage automatique en cas de coupure électrique.

Einstellungsspeicherung. Automatisches Starten nach einem Netzausfall.

START STOP

Start/stop Engine :
Compatible with Start/Stop vehicles.
Compatible véhicules Start/Stop.
Geeignet für START-STOP- Fahrzeuge.

CAN BUS

Can Bus ready: compatible with Can Bus Technology, the Gysflash can be connected to the motorcycle 12V socket (cable is optional).

Can bus ready : compatible avec la technologie Can Bus, le Gysflash se branche directement sur la prise 12 V de la moto (câble en option).

Can-Bus Ready: Mit der Can-Bus Technologie kompatibel. Das GYSFLASH wird direkt an den 12V-Anschluss des Motorrads angeschlossen (Kabel optional).

Auto Recovery : Recovers deeply discharged (min 2V) and/or sulfated batteries.

Auto Recovery : Récupération des éléments des batteries profondément déchargées (mini 2V) et/ou sulfatées.

Auto Recovery: Wiederherstellung der Zellen bei tiefentladenen bzw. sulfatierten Batterien (min. 2V).

Fitted with a highly sensitive sensor, Gysflash automatically adjusts the charge based on ambient temperature.

Équipé d'un capteur haute sensibilité, le Gysflash ajuste automatiquement les paramètres de charge en fonction de la température ambiante.

Ausgestattet mit einem hochempfindlichen Sensor stellt das GYSFLASH automatisch die Ladeparameter der Umgebungstemperatur entsprechend ein.

SMART CHARGE 7 STEP / 8 STEP / 8 STEP LiFePO4

Pb

1. Status analysis
2. Recovery
3. Test desulfation
4. Desulfation
5. Fast charge 80%
6. Absorption
7. Refresh (for "8 step" only)
8. Floating 100%

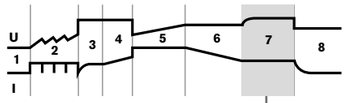

REFRESH 8 STEP

Rebalancing of the battery cells for greater longevity (not available on all models).

Rééquilibrage des cellules de la batterie pour plus de longévité (suivant modèle).

Regenerierung der Batteriezellen für eine längere Lebensdauer (je nach Modell).

LiFePO4 (LFP)

1. UVP Wake up - Status analysis
2. Recovery
3. Fast charge 90%
4. Absorption 95%
5. Test
6. Completion
7. Equalization
8. Floating 100%

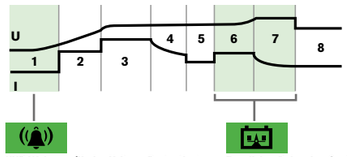

UVP Wake up (Under Voltage Protection)
Battery reactivation when in UVP protection.
Réactivation de la batterie en protection UVP.
Reaktivierung der Batterie mit UVP-Schutz.

Equalizing Balancing System
Balancing of the battery cells.
Équilibrage des cellules.
Ausgleich der Batteriezellen.

LiFePO4

HERITAGE • 6/12 V

GYSFLASH 6 HERITAGE

0.8/6 A

GO > 2 V | SSM | REFRESH 8 STEP

F FLASH Connector

029538

6/12/24 V

GYSFLASH 6.24

0.8/6 A

GO > 2 V | SSM | START STOP | 7 STEP

F FLASH Connector

029460
: 029644

GYSFLASH 9.24

9 A

GO > 2 V | SSM | START STOP | REFRESH 8 STEP

S SAE Connector

029477
: 029651

12 V

GYSFLASH 1.12 Lithium

1 A

GO > 7 V | SSM | CAN BUS | 8 STEP LiFePO4

F FLASH Connector

029675

GYSFLASH 6.12 Lithium

4/6 A

GO > 2 V | SSM | CAN BUS | 8 STEP LiFePO4

F FLASH Connector

029729

PATENTS REGISTERED NUMBERS 002280008 & 002279927 EUROPEAN TRADEMARK & DESIGN	50 / 60 Hz		Power	Icharge	V	Charge	Maintenance	Zz	Ondulation/Ripple	Charging curve		IP			L × W × H cm / kg
GYSFLASH 6 HERITAGE	220-240 V AC	2 m	90 W	0,8/6 A	6/12 V	1.2 › 125 Ah	1.2 › 170 Ah	<0.4 Ah /month	<150 mV Rms	IUoU	8 steps	IP 65	0.77 kg	19 × 10 × 5.2 cm	36.5 × 19.4 × 7 cm / 1
GYSFLASH 6.24	220-240 V AC	2 m	130 W	0.8/6 A	6/12 V	1.2 › 125 Ah	1.2 › 170 Ah	<0.4 Ah /month	<150 mV Rms	IUoU	7 step	IP 65	0.85 kg	19 × 10 × 5.2 cm	36.5 × 19.5 × 7 cm / 1
				0,8/4 A	24 V	1.2 › 100 Ah	1.2 › 140 Ah								
GYSFLASH 9.24	220-240 V AC	2 m	190 W	9 A	6/12 V	18 › 220 Ah	18 › 300 Ah	<0.4 Ah /month	<100 mV Rms	IUoU	8 step	IP 65	1.1 kg	22.1 × 11.1 × 5.8 cm	36.5 × 19.5 × 7 cm / 1.3
				6 A	24 V	15 › 125 Ah	15 › 170 Ah								

DESIGN GYS FRANCE
MADE IN GYS CHINA

DESIGN GYS FRANCE MADE IN GYS CHINA	50 / 60 Hz		Power	I charge	V	Charge	Maintenance	Zz	Ondulation / Ripple	Charging curve		IP			L × W × H cm / kg
GYSFLASH 1.12 Lithium	220-240 V AC	1 m	18 W	1 A	12 V	0.5 › 20 Ah	0.5 › 50 Ah	<0.4 Ah/ month	<150 mV Rms	IUoU	8 step	IP 65	0.44 kg	13 × 8 × 3.8 cm	29.7 × 15 × 5.7 / 0.6
GYSFLASH 6.12 Lithium	220-240 V AC	2 m	90 W	4/6 A	12 V	1.2 › 125 Ah	1.2 › 170 Ah	<0.4 Ah/ month	<150 mV Rms	IUoU	8 step	IP 65	0.77 kg	19 × 10 × 5.2 cm	36.5 × 19.5 × 7 / 1

CHARGERS

SMART HF INVERTER Pb/LiFePO4

OPTION

Gysflash 18.12 PL, 30.12 PL, 20.12/24 PL, 10.36/48 PL

Magnetfix 20
026063

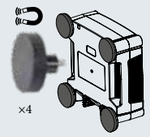

NEW 06 2023

SC SMART COOLING TECHNOLOGY

100% DUST PROOF

SILENT

SHOCK RESISTANT

12 V

GYSFLASH 1.12 PL & 1.12 PL S

1 A

GO > 7 V | SSM | START STOP | CAN BUS | 7 STEP Pb | 8 STEP LiFePO4

1.12 PL
026902
: 027541

1.12 PL S (110 V)
070851
072794
072824

GYSFLASH 8.12 PL

1/4 / **8 A**

GO > 2 V | SSM | START STOP | CAN BUS | 7 STEP Pb | 8 STEP LiFePO4

069282

GYSFLASH 18.12 PL

7/12 / **18 A** | GO > 2 V

GO > 2 V | SSM | START STOP | t° | 7 STEP Pb | 8 STEP LiFePO4

026926

GYSFLASH 30.12 PL

7/15 / **30 A**

GO > 2 V | SSM | START STOP | t° | 7 STEP Pb | 8 STEP LiFePO4

029668
: 026070

GYSFLASH 32.12 PL

7/15 / **30 A**

GO > 2 V | SSM | START STOP | 7 STEP Pb | 8 STEP LiFePO4 | SC

2,5 m - 6 mm²
027381

12 / 24 V

GYSFLASH 20.12/24 PL

7/15 / **20 A**

GO > 2 V | SSM | START STOP | t° | 7 STEP Pb | 8 STEP LiFePO4

026049
: 027558

GYSFLASH 15.24 XTREM

15 A

GO > 2 V | SSM | START STOP | 7 STEP Pb | SC

Double insulation

ROBUST & SAFE
2 pts connection

5 m - 4 mm²
025813

PATENTS REGISTERED NUMBERS 002280008 & 002279927 EUROPEAN TRADEMARK & DESIGN		50 / 60 Hz		Power	I_{charge}	V	Charge	Maintenance	Zz	Ondulation/ Ripple	Charging curve		IP			L × W × H cm / kg
DESIGN GYS FRANCE	**GYSFLASH 1.12 PL**	220-240 V AC	2 m	20 W	**1 A**	**12 V**	2 › 32 Ah (Pb) 0.5 › 20 Ah (LiFePO4)	2 › 100 Ah (Pb) 0,5 › 50 Ah (LiFePO4)	<0.4 Ah/ month	<150 mV Rms	IUoU	7 step (Pb) 8 step (LiFePo4)	IP 65	0,69 kg	17 × 9 × 5.1 cm	33 × 17.5 × 6 / 0.8
	GYSFLASH 1.12 PL S	100-127 V AC														
MADE IN GYS CHINA	**GYSFLASH 8.12 PL**	220-240 V AC	2 m	130 W	**1/4/8 A**	**12 V**	15 › 160Ah (Pb) 1.2 › 160 Ah (LiFePO4)	15 › 240Ah (Pb) 1.2 › 240 Ah (LiFePO4)	<0.4 Ah/ month	<150 mV Rms	IUoU	7 step (Pb) 8 step (LiFePo4)	IP 65	0,85 kg	19 × 10 × 5.2 cm	—
MADE IN FRANCE	**GYSFLASH 18.12 PL**	220-240 V AC	2 m	300 W	**7/12/18 A**	**12 V**	15 › 270 Ah (Pb) 7 › 270 Ah (LiFePO4)		<0.5 Ah/ month	<100 mV Rms	IUoU	7 step (Pb) 8 step (LiFePo4)	IP 33	1,55 kg	19 × 19 × 7.3 cm	30 × 22 × 9 / 1.9

PATENTS REGISTERED NUMBERS 002280008 & 002279927 EUROPEAN TRADEMARK & DESIGN		50 / 60 Hz		Power	I_{charge}	V	Charge	Maintenance	Zz	Ondulation/ Ripple	Charging curve		IP			L × W × H cm / kg
MADE IN FRANCE	**GYSFLASH 30.12 PL**	220-240 V AC	2 m	500 W	**7/15/30 A**	**12 V**	15 › 375 Ah (Pb) 7 › 375 Ah (LiFePO4)		<0.5 Ah/month	<150 mV Rms	IUoU	7 step (Pb) 8 step (LiFePo4)	IP 33	1,85 kg	19 × 19 × 7.3 cm	30 × 22 × 9 / 2.2
	GYSFLASH 32.12 PL	230 V	2.5 m	500 W	**7/15/30 A**	**12 V**	10 › 400 Ah		<0.5 Ah/month	<150 mV Rms	IUoU	—	IP 23	4,7 kg	8 × 25 × 20 cm	36 × 27.5 × 20.5 / 4.6
	GYSFLASH 20.12/24 PL	220-240 V AC	2 m	500 W	**7/15/20 A**	**12 V**	15 › 300 Ah (Pb) 7 › 300 Ah (LiFePO4)		<1 Ah/month	<150 mV Rms	IUoU	7 step (Pb) 8 step (LiFePo4)	IP 33	1,85 kg	19 × 19 × 7.3 cm	30 × 22 × 8.5 / 2.2
					7/15 A	**24 V**	15 › 240 Ah (Pb) 7 › 240 Ah (LiFePO4)									
	GYSFLASH 15.24 XTREM	230 V	2.5 m	500 W	**7/10/15 A**	**12/24 V**	5 › 240 Ah		<1 Ah/month	<150 mV Rms	IUoU	—	IP 65	5.4 kg	7.5 × 25 × 21 cm	27 × 20 × 36 / 5.4

GYSFLASH TECHNOLOGY

SSM

Save and load settings. Automatic restart in case of power cut.

Mémorisation des réglages. Redémarrage automatique en cas de coupure électrique.

Einstellungsspeicherung. Automatisches Starten nach einem Netzausfall.

START STOP **Start/stop Engine :**
Compatible with Start/Stop vehicles.
Compatible véhicules Start/Stop.
Geeignet für START-STOP- Fahrzeuge.

Auto Recovery : Recovers deeply discharged (min 2V) and/or sulfated batteries.

Auto Recovery : Récupération des éléments des batteries profondément déchargées (mini 2V) et/ou sulfatées.

Auto Recovery: Wiederherstellung der Zellen bei tiefentladenen bzw. sulfatierten Batterien (min. 2V).

Fitted with a highly sensitive sensor, Gysflash automatically adjusts the charge based on ambient temperature.

Équipé d'un capteur haute sensibilité, le Gysflash ajuste automatiquement les paramètres de charge en fonction de la température ambiante.

Ausgestattet mit einem hochempfindlichen Sensor stellt das GYSFLASH automatisch die Ladeparameter der Umgebungstemperatur entsprechend ein.

SMART CHARGE 7 STEP / 8 STEP LiFePO4

Pb

1. Status analysis
2. Recovery
3. Test desulfation
4. Desulfation
5. Fast charge 80%
6. Absorption
7. Floating 100%

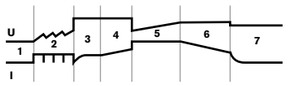

LiFePO4 (LFP) / Li-ion

1. UVP Wake up
- Status analysis
2. Recovery
3. Fast charge 90%
4. Absorption 95%
5. Test
6. Completion
7. Equalization
8. Floating 100%

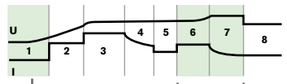

UVP Wake up (Under Voltage Protection)
Battery reactivation when in UVP protection.
Réactivation de la batterie en protection UVP.
Reaktivierung der Batterie mit UVP-Schutz.

Equalizing Balancing System
Balancing of the battery cells.
Équilibrage des cellules.
Ausgleich der Batteriezellen.

CHARGERS

ELECTRICAL MOBILITY Pb/Lithium

LiFePO4 / Li-ion / Li-Po / NMC / LCO / MCO / NCA...

OPTION



24 V • ELECTRICAL MOBILITY

GYSFLASH 6.24 PL

6 A GO > 2 V

GO > 2 V | SSM | t° | 7 STEP Pb | 8 STEP LiFePO4 | 8 STEP Li-Ion

S SAE Connector

027398

48 V • INDUSTRY / ELECTRICAL MOBILITY • 36 / 48 V

GYSFLASH 3.48 PL

3 A

GO > 5 V | SSM | t° | 7 STEP Pb | 8 STEP LiFePO4 | 8 STEP Li-Ion

S SAE Connector

027893

GYSFLASH 10.36/48 PL

10 A

GO > 5 V | SSM | t° | 7 STEP Pb | 8 STEP LiFePO4 | 8 STEP Li-Ion

A ANDERSON Connector

027060

DESIGN GYS FRANCE		50 / 60 Hz		Power	I_{charge}	V	n cell Pb	n cell LFP	n cell NMC	Charge	Maintenance		Ondulation/Ripple	Charging curve		IP			L × W × H cm / kg
	PATENTS REGISTERED NUMBERS 002280008 & 002279927 EUROPEAN TRADEMARK & DESIGN																		
MADE IN GYS CHINA	GYSFLASH 6.24 PL	220-240 V AC	2 m	190 W	6 A	24 V	12	8	6	15 › 125 Ah (Pb) 2 › 125 Ah (Li)	15 › 170 Ah (Pb) 2 › 170 Ah (Li)	<0.4 Ah /month	<150 mV Rms	IUoU	7 step (Pb) 8 step (Li)	IP 65	1,1 kg	22.1 × 11.1 × 5.8 cm	36.3 × 19.3 × 6.7 cm / 1.4
	GYSFLASH 3.48 PL	220-240 V AC	2 m	195 W	3 A	48 V	24	15/16	13/14	6 › 60 Ah 3 › 60 Ah	6 › 85 Ah 3 › 85 Ah	<0.4 Ah /month	<150 mV Rms	IUoU	7 step (Pb) 8 step (Li)	IP 65	1,1 kg	22.1 × 11.1 × 5.8 cm	36 × 19.5 × 7 cm / 1.2
MADE IN FRANCE	GYSFLASH 10.36/48 PL	220-240 V AC	2 m	500 W	10 A	36 V	18	12	9	20 › 230 Ah (Pb) 10 › 230 Ah (Li)	20 › 230 Ah (Pb) 10 › 230 Ah (Li)	<0.4 Ah /month	<150 mV Rms	IUoU	7 step (Pb) 8 step (Li)	IP 33	1,85 kg	19 × 19 × 7.3 cm	22 × 30 × 8 cm / 2
					8 A	48 V	24	15/16	13/14	15 › 160 Ah (Pb) 8 › 160 Ah (Li)	15 › 160 Ah (Pb) 8 › 160 Ah (Li)								

ELECTRICAL MOBILITY

MOBILITY

SAE CONNECTOR **S3**
027428

OUTDOOR

ANDERSON CONNECTOR
A3
027855

SAE CONNECTOR **S4**
027442

SAE CONNECTOR **S3**
027428

INDUSTRY

SAE CONNECTOR **S5**
027473

MEDICAL

SAE CONNECTOR **S3**
027428

CONNECTORS

A complete solution • Une solution complète • Eine Komplettlösung

F Flash Connector

GYSFLASH ≤ 6A : 1.12 / 4.12 / 6.12 / 6 Heritage / 6.24 / 1.12 Li / 6.12 Li / 1.12 PL

F1 / Clamps
L 0.45 m (1.3 mm²)
All
026889

F2 / Charge indicator
L 0.56 m (1.3 mm²)
All 12V LEAD
029149

F3 / Eyelets
ø M6 L 0.45 m (1.3 mm²)
All 12V
029194
ø M8 L 0.45 m (1.3 mm²)
24V 36V 48V
027626

F4 / Charge indicator eyelets
ø M6 L 0.56 m (1.3 mm²)
All 12V LEAD
029200

F5 / Cigarette lighter
L 0.45 m (0.82 mm²)
029439

F6 / Cable
L 2.50 m (1.3 mm²)
All
029057

F7 / Connector MLX
L 0.45 m (1.3 mm²)
027589

F8 Adapter S / F - F / S
L 0.45 m (1.3 mm²)
027480

F9 Adapter F / A
L 0.45 m (1.3 mm²)
025820

S SAE Connector

GYSFLASH < 16A : 8.12 PL / 12.12 / 9.24 / 6.24 / 3.48 PL

S1 / Clamps
L 1.50 m (1.3 mm²)
All
+Showroom Gysflash 1212
027688

S2 / Eyelets
ø M6 L 0.45 m (1.3 mm²)
12V 24V
027466
ø M8 L 0.45 m (1.3 mm²)
24V 36V 48V
027633
ø M10 L 0.45 m (1.3 mm²)
36V 48V
027640

S3 / XLR 3 pin
L 0.45 m (1.3 mm²)
027428

S4 / T-Bar
L 0.45 m (1.3 mm²)
027442

S5 Adapter S / A
L 0.45 m (1.3 mm²)
027473

S6 KIT SAE / JACK (max 5 A)
L 0.45 m (1.3 mm²)
025646

S7 / Cigarette lighter (max 10 A)
Only for 8.12 PL
L 0.45 m (1.3 mm²)
077331

S8 / Cable
L 2.5 m (4 mm²)
077348

A ANDERSON Connector

GYSFLASH < 40A : 18.12 PL / 30.12 PL / 20.12-24 PL / 10.36-48 PL



A1 / Clamps
All
L 1.90 m (4 mm²) 026094
L 6 m (4 mm²) 027435

A2 / Eyelets

4 mm²	ø M6 L 0.40 m	ø M8 L 0.40 m	ø M8 L 1.90 m	ø M10 L 0.40 m
	12V 24V	24V 36V 48V	24V 36V 48V	36V 48V
	027657	027664	027794	027671

A3 / Anderson
L 1.5 m (4 mm²)
027855

XTREM CABLES

GYSFLASH 15.24 XTREM

2pts/NATO Spiral
5 m
028968

2pts/NATO
5 m - 4 mm²
025837

2pts/DIN14690
Emergency vehicule 5 m
028777

SELECT THE RIGHT GYSFLASH

CHOISISSEZ VOTRE GYSFLASH • WÄHLEN SIE IHR GYSFLASH AUS

SPECIAL PROJECT - CONTACT US

GYSFLASH	6V	12V	24V	36V	48V	MEDICAL SERVICE - LEISURE	MOTORBIKE LIGHT MOBILITY	AUTO - CAMPER VAN - TRUCK	MARINE	INDUS TRY	URBAN
Pb											
1.12								M			
1.12 PL								M			
4.12								M M	M		
6.12								M	M		
8.12		12V						M			
8.12 PL								M			
12.12											
18.12 PL											
30.12 PL											
6 Heritage	6V	12V						M	M		
6.24 PL			24V								
20.12/24 PL		12V	24V								
6.24	6V	12V	24V			M		M M M	M		
9.24								M	M		
3/48 PL					48V						
10.36/48 PL				36V	48V						
LiFePO4											
1.12 Lithium								M			
1.12 PL								M			
6.12 Lithium		12V									
8.12 PL											
18.12 PL											
30.12 PL											
6.24 PL			24V								
20.12/24 PL		12V	24V								
3/48 PL					48V						
10.36/48 PL				36V	48V						
Li-ion											
6.24 PL			24V								
3/48 PL					48V						
10.36/48 PL				36V	48V						

M = maintenance only

SPECIAL PROJECT - CONTACT US

Contact us for special projects. Quick customization : CAN BUS / CAN Open / J1939 / NMEA 2000 / R5485 / SM BVS / Automation / Relays...

SC SMART COOLING TECHNOLOGY

100% DUST PROOF

HIGH EFFICENCY Up to 15% Energy Saving 93%

EMC class B

SILENT

ALU RUST PROTECTION

ULTRA LIGHTWEIGHT

VIBRATION & SHOCK RESISTANT

-25 / +60°C

GYSFLASH PL-E TECHNOLOGIES

SSM Save and load settings. Automatic restart in the event of a power cut.

Mémorisation des réglages. Redémarrage automatique en cas de coupure électrique.

Einstellungsspeicherung. Automatisches Starten nach einem Netzausfall.

Auto Recovery : Recovers deeply discharged (min 2V) and/or sulfated batteries.

Auto Recovery : Récupèration des éléments des batteries profondément déchargées (mini 2V) et/ou sulfatées.

Auto Recovery: Wiederherstellung der Zellen bei tiefentladenen bzw. sulfatierten Batterien (min. 2V).

SMART CHARGE

Pb

1. Status analysis
2. Recovery
3. Test desulfation
4. Desulfation
5. Fast charge 80%
6. Absorption
7. Floating 100%

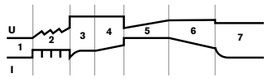

Pb TRACTION

1. Status analysis
2. Recovery
3. Sulphation test
4. Desulfation
5. Fast charge 80%
6. Absorption
7. Test Absorption
8. Refresh
9. Floating 100%

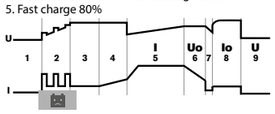

LiFePO4 (LFP) / Li-ion

1. Status analysis
2. Recovery
3. Fast charge 90%
4. Absorption 95%
5. Test
6. Completion
7. Equalization
8. Floating 100%

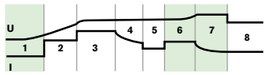

UVP Wake up (Under Voltage Protection)
Battery reactivation when in UVP protection.
Réactivation de la batterie en protection UVP.
Reaktivierung der Batterie mit UVP-Schutz.

Equalizing Balancing System
Balancing of the battery cells.
Equilibrage des cellules.
Ausgleich der Batteriezellen.

OUTDOOR - LEISURE

MOBILITY

MARINE

AGRI

MEDICAL

PROFESSIONAL

INDUSTRY

GYSFLASH ON BOARD

CHARGERS

ON BOARD

Pb — NMC / LCO / MCO / NCA...

Lithium — LiFePO4 / Li-ion / Li-Po

SSM

PFC POWER FACTOR CORRECTION 185 V — 265 V (110 V – 230 V)

7 cm
GYSFLASH 18.12 PL-E

8 cm
GYSFLASH 30.12 PL-E
GYSFLASH 15.24 PL-E
GYSFLASH 10.36 PL-E
GYSFLASH 8.48 PL-E

12 V		24 V	36 V	48 V
GYSFLASH 18.12 PL-E	GYSFLASH 30.12 PL-E	GYSFLASH 15.24 PL-E	GYSFLASH 10.36 PL-E	GYSFLASH 8.48 PL-E
18 A	30 A COMING SOON	15 A	10 A COMING SOON	8 A COMING SOON
Pb / LFP	Pb / LFP	Pb / Traction / LFP / Li-ion	Pb / Traction / LFP / Li-ion	Pb / Traction / LFP / Li-ion
025806		025943	025950	

OPEN & CONNECT

cables not included

4 pts connector included
3G
0.75 › 2.5 mm²

3 pts connector included
max 2.5 mm²
or AWG14

INCLUDED

GYSFLASH 18.12 PL-E, 15.24 PL-E, 10.36 PL-E, 8.48 PL-E

Fixing Kit

INDUSTRIAL CHARGERS

COMING SOON

PB / Traction / LFP / Li-ion
CAN BUS / CAN OPEN / J1939 / NMEA 2000 / R9485 / SM BVS

GYSPOWER 24 V : 15 A - 30 A - 50 A - 100 A

GYSPOWER 36 V : 10 A - 20 A - 30 A

GYSPOWER 48 V : 8 A - 25 A - 50 A

MADE IN FRANCE	50 / 60 Hz			START MINI	I max	25°C @100 %	40°C @100 %	50°C @100 %	60°C @100 %	Pb	LFP	Zz	Ondulation/ Ripple	IP			L×W×H cm / kg	
GYSFLASH 18.12 PL-E	230V	12V	300W	2V	18A	18A	16A	14A	12.5A	36 › 270 Ah	18 › 270 Ah	<0.4 Ah /month	<150 mV Rms	20	1.3 kg	21.5×17.5 ×7 cm	30×27×13 / 1.7	
GYSFLASH 30.12 PL-E	230V	12V	500W	2V	30A	30A	27A	23A	18A	60 › 400 Ah	30 › 400 Ah	<0.4 Ah /month	<150 mV Rms	20	1.6 kg	21.5×8× 17.5 cm	—	
GYSFLASH 15.24 PL-E	230V	24V	500W	2V	15A	15A	13.5A	11.5A	9A	30 › 240 Ah	15 › 240 Ah	<0.4 Ah /month	<150 mV Rms	20	1.6 kg	21.5×8× 17.5 cm	29×13×27 / 2	
GYSFLASH 10.36 PL-E	230V	36V	500W	2V	10A	10A	9A	7.5A	6A	20 › 230 Ah	10 › 230 Ah	<0.4 Ah /month	<150 mV Rms	20	1.6 kg	21.5×8× 17.5 cm	—	
GYSFLASH 8.48 PL-E	230V	48V	500W	2V	8A	8A	7A	6A	5A	15 › 160 Ah	8 › 160 Ah	<0.4 Ah /month	<150 mV Rms	20	1.6 kg	21.5×8× 17.5 cm	—	

ENERGYS

ON BOARD POWER INVERTER

DC › DC REVERSIBLE

Pb — Liquid / Gel, AGM

Lithium — LiFePO4

NEW 09 2023

OPEN & CONNECT



Terminals included

Auxiliary connector included

cables not included

ENERGYS DC/DC 50.12 / 24

50 A

072534

	Bat. input		Bat. output		Solar input		EFFICIENCY	Zz	mm	g
	U	I max	U	I max	UMPPT	I max				
ENERGYS DC/DC 50.12/24	12/24V	50A	12/24V	50A	9-30V	20A	98%	<5 mA	135×35 ×200	570

EURO 6 STANDARD

when starting the vehicle

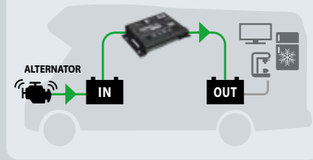

MORE OUTPUT POWER

PARALLEL CHARGING

DOUBLE CHARGING

vehicle stopped

WITH GYSFLASH

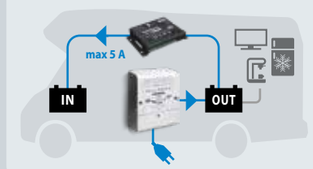

WITH SOLAR PANEL

MPPT integrated (Max Power Point Tracker)

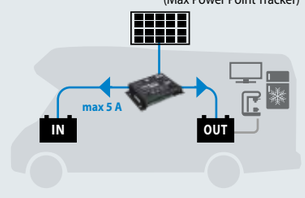

SOLAR PANEL

NEW 08 2023



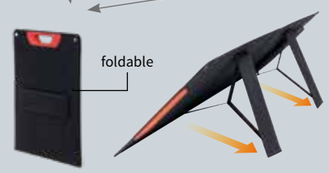

SOLAR PANEL

monocrystalline - ETFE quality
18V - 100 W max

OUTPUT
USB 1 : 5V/3A
USB 2 : 5V/3A ; 9V/2A ; 12V/1.5A
Type C : 5V/3A ; 9V/2A ; 12V/1.5A
Jack :18V/5.6A max

compatible with Energys DC/DC 50.12/24

079410

CHARGERS

BSU & CHARGERS

BATTERY SUPPORT UNIT

YouTube
PLAYLIST
GYSFLASH PRO

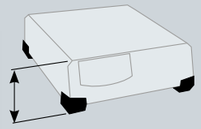

PFC POWER FACTOR CORRECTION

FV FLEXIBLE VOLTAGE
85 V — 265 V

22 languages

GB DK CZ
FR FI PL
DE TR SK
NL HR UA
ES GR
PT HU
IT CN simplified
RU CN traditional
SE JP

SMART COOLING TECHNOLOGY

100% DUST PROOF

SILENT

SMART 9 STEP

Pb

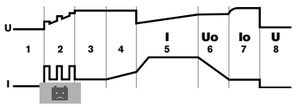

1. Status analysis
2. Recovery
3. Sulphation test
4. Desulfation
5. Fast charge 80%
6. Absorption
7. Refresh
8. Floating 100%

LiFePO4 — 7 steps

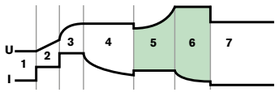

1. Status analysis
2. Recovery
3. Fast charge 90%
4. Absorption 95%
5. Completion
6. Equalization
7. Floating 100%

CHARGE

Pb AUTOMOTIVE

- ✓ GEL
- ✓ AGM
- ✓ LIQUID
- ✓ EASY
- ✓ EXPERT

Pb TRACTION

- ✓ GEL
- ✓ LIQUID

LITHIUM READY

- ✓ LFP/LiFePO4

BSU

DIAG +

SHOWROOM

CHANGE BATTERY

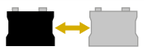

POWER SUPPLY

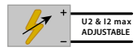

12 V

GYSFLASH 30.12

30 A

PFC SC

2,5 m - 6 mm²
029224

GYSFLASH 50.12 FV

50 A

PFC FV SC 1 044 40004

2,5 m - 10 mm²
026056

GYSFLASH 100.12

100 A

PFC SC

2,5 m - 16 mm²
029071
GB: 029453

5 m - 16 mm²
029415
GB: 029002



ACCESSORIES p.30

6 / 12 / 24 V

GYSFLASH 30.24

30 A

PFC SC

2,5 m - 6 mm²
029231

GYSFLASH 50.24

50 A

PFC SC

2,5 m - 10 mm²
029095

5 m - 16 mm²
029620

12 V

GYSFLASH 102.12

100 A

PFC SC

5 m - 16 mm²
029606

MADE IN FRANCE	50 / 60 Hz	L	mm²			START MINI	I max	25°C @100 %	40°C @ 100 %		TRACTION BATTERIES	SHOWROOM CONNECT	IP			L × W × H cm / kg
GYSFLASH 30.12	185 › 265V	2,5 m	6	12V	540W	2V	30 A	30 A	30 A	10 › 400 Ah	—	Ø M6	21	4.9 kg	25.5 × 10.5 × 23 cm	41.4 × 25 × 31.1 / 4.9
GYSFLASH 50.12 FV	85 › 265V	2,5 m	10	12V	850W	2V	50 A	50 A	40 A	10 › 600 Ah	—	Ø M6	21	6.6 kg	30 × 10.5 × 29 cm	40 × 24 × 30 / 6.6
GYSFLASH 100.12	185 › 265V	2,5 m 5 m	16	12V	1600W	2V	100 A	75 A	66 A	20 › 1200 Ah	—	Ø M6	21	7.4 kg 8.3 kg	32 × 10.5 × 29.2 cm	31 × 25 × 41 / 7.4
GYSFLASH 30.24	185 › 265V	2,5 m	6	6 V 12 V 24 V	540W	2V	30 A 30 A 15 A	30 A 30 A 15 A	30 A 30 A 15 A	10 › 400 Ah 10 › 200 Ah	•	Ø M6	21	4.9 kg	25.5 × 10.5 × 23 cm	41.5 × 24.3 × 31 / 4.9
GYSFLASH 50.24	185 › 265V	2,5 m 5 m	10 16	6 V 12 V 24 V	1600W	2V	50 A	50 A 50 A 45 A	45 A 40 A 35 A	10 › 600 Ah	•	Ø M6	21	6.6 kg 7.9 kg	30 × 10.5 × 29.2 cm	41 × 24.5 × 31 / 6.6
GYSFLASH 102.12	185 › 265V	5 m	16	12V	1600W	2V	100 A	75 A	66 A	20 › 1200 Ah	—	Ø M6	21	9.1 kg	12 × 34.5 × 29.5 cm	24 × 40 × 30 / 9.1

CHARGERS

BSU & CHARGERS

BATTERY SUPPORT UNIT

CNT Connected Technology

FULL CUSTOMIZABLE › p.26

PFC POWER FACTOR CORRECTION

16 V COMPATIBLE WITH 16V BATTERIES

FV FLEXIBLE VOLTAGE 85 V – 265 V

22 languages

GB	RU	GR	CN simplified
FR	SE	CZ	CN traditional
DE	DK	PL	JP
NL	FI	SK	
ES	TR	UA	
PT	HR		
IT	HU		

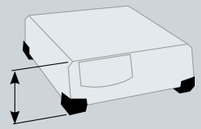

10.5 cm: 51.12 CNT, 101.12 CNT

13 cm: 121.12 CNT FV, 125.12CNT FV, 101.24 CNT FV, 51.48 CNT FV

12 V (factory preset)
16/24 V READY
Use custom configuration tool (detail p.26)

IP 41 > 1mm

IP 40 > 1mm

12 V

GYSFLASH 51.12 CNT FV
50 A
PFC FV SC CNT
2,5 m - 10 mm²
068179

GYSFLASH 101.12 CNT
100 A
PFC SC CNT
2,5 m - 16 mm²
025790
5 m - 16 mm²
026988

GYSFLASH 121.12 CNT FV
120 A
PFC FV CNT
5 m - 25 mm²
026971
: 027756
: 071605

GYSFLASH 125.12 CNT FV
120 A 120 A @ 100%
PFC FV CNT
5 m - 25 mm²
028883

6 / 12 / 16 / 24 V

GYSFLASH 101.24 CNT FV
100 A
PFC FV CNT
16 V
5 m - 25 mm²
025967

6 / 12 / 16 / 24 / 36 / 48 V

GYSFLASH 51.48 CNT FV
50 A
PFC FV CNT
16 V
2,5 m - 16 mm²
072015

SC
SMART COOLING TECHNOLOGY

100% DUST PROOF

SILENT

SMART 9 STEP

Pb

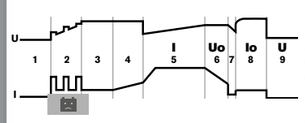

1. Status analysis
2. Recovery
3. Sulphation test
4. Desulfation
5. Fast charge 80%
6. Absorption
7. Test Absorption
8. Refresh
9. Floating 100%

LiFePO4

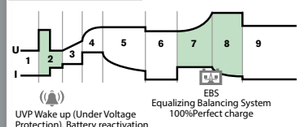

1. Status analysis
2. UVP Wake Up
3. Recovery
4. Fast charge 90%
5. Absorption 95%
6. Test
7. Completion
8. Equalization
9. Floating 100%

CHARGE (150 CURVES CAPACITY)

Pb AUTOMOTIVE
- ✓ GEL
- ✓ AGM
- ✓ LIQUID
- ✓ EASY
- ☑ NORMAL
- ☑ BOOST
- ☑ RECOVERY+
- ☑ and more

Pb TRACTION
- ✓ GEL
- ✓ LIQUID
- ☑ and more

LITHIUM
- ✓ LFP/LiFePO4
- ☑ LI-ION STD
- ☑ LFP CELL+
- ☑ LI-ION CELL+
- ☑ and more

BSU (10 CURVES CAPACITY)

- DIAG + — U2 ADJUSTABLE
- SHOWROOM
- CHANGE BATTERY
- POWER SUPPLY — U2 & 12 max ADJUSTABLE

AND MORE

✓ TEST
- ✓ VOLTAGE
- ✓ START UP
- ✓ ALTERNATOR

☑ STARTER
- ☑ START

CNT
Connected Modules & Technology
p.26

MADE IN FRANCE	50 / 60 Hz	V / L	mm²			START MINI	I max	25°C @100 %	40°C @ 100 %		TRACTION BATTERIES	SHOWROOM CONNECT	IP			L×W×H cm / kg
GYSFLASH 51.12 CNT FV	85 › 265 V	2,5 m	10	12 V 24 V	850 W	1 V	50 A 25 A	50 A 25 A	40 A 20 A	10 › 600 Ah 10 › 300 Ah	•	Ø M6	41	6.8 kg	30 × 10.5 × 29 cm	38.5 × 22 × 40.5 / 6.8
GYSFLASH 101.12 CNT	185 › 265 V	2,5 m 5 m	16	12 V	1600 W	1 V	100 A	75 A	66 A	20 › 1200Ah	•	Ø M6	21	7.5 kg 8.3 kg	32 × 10.5 × 29.2 cm	38.5 × 20 × 40.5 / 7.5 35.5 × 23 × 35 / 8.6
GYSFLASH 121.12 CNT FV	85> 265 V	5 m	25	12 V	2000 W	1 V	110 V : 100 A 230 V : 120 A	75 A 110 A	55 A 90 A	20 › 1200Ah	•	Ø M6	20	10.4 kg	31 × 13 × 26 cm	35.5 × 23 × 35 / 10.4
GYSFLASH 125.12 CNT FV	85> 265 V	5 m	25	12 V	2000 W	1 V	110 V : 100 A 230 V : 120 A	100 A 120 A	77 A 116 A	20 › 1200Ah	•	Ø M6	40	10.9 kg	31 × 13 × 26 cm	38.5 × 22 × 40.5 / 10.9
GYSFLASH 101.24 CNT FV	85> 265 V	5 m	25	6/12 V 24 V	3200 W	1 V	110 V : 100 A 230 V : 100 A 110 V : 50 A 230 V : 100 A	72 A 89 A 50 A 76 A	47 A 68 A 35 A 59 A	20 › 1200Ah	•	Ø M6	20	10.6 kg	31 × 13 × 26 cm	38.5 × 22 × 40.5 / 10.6
GYSFLASH 51.48 CNT FV	85> 265 V	2,5 m	16	6/12/24 V 36/48 V	3200 W	1 V	110 V : 50 A 230 V : 50 A 110 V : 25 A 230 V : 50 A	44 A 49 A 26 A 45 A	21 A 39 A 19 A 35 A	10 › 600 Ah	•	Ø M6	20	9 kg	31 × 13 × 26 cm	41 × 22 × 38.5 / 9

CHARGERS

BSU & CHARGERS

BATTERY SUPPORT UNIT

CNT
Connected
Technology

FULL CUSTOMIZABLE
› p.26

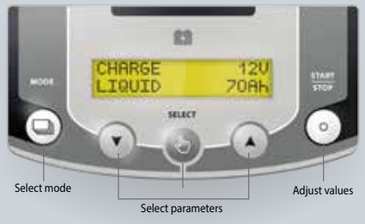

22 languages

GB	NL	IT	DK	HR	PL	UA	CN simplified
FR	ES	RU	FI	GR	SK		CN traditional
DE	PT	SE	TR	CZ	HU		JP

PFC POWER FACTOR CORRECTION

16 V COMPATIBLE WITH 16V BATTERIES

FV FLEXIBLE VOLTAGE
85 V — 265 V
110 V 230 V

12 V

GYSFLASH 103.12 CNT
100 A
PFC SC CNT
5 m - 16 mm²
072008

GYSFLASH 123.12 CNT FV
120 A
PFC FV CNT
5 m - 25 mm²
025677

6 / 12 / 16 / 24 V

GYSFLASH 103.24 CNT FV
100 A
PFC FV CNT 16 V
5 m - 25 mm²
025684

SC
SMART COOLING
TECHNOLOGY

100% DUST PROOF

SILENT

SMART 9 STEP

Pb

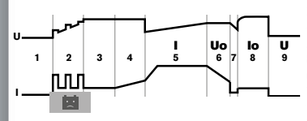

1. Status analysis
2. Recovery
3. Sulphation test
4. Desulfation
5. Fast charge 80%
6. Absorption
7. Test Absorption
8. Refresh
9. Floating 100%

LiFePO4

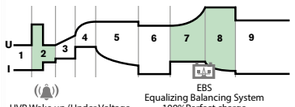

1. Status analysis
2. UVP Wake Up
3. Recovery
4. Fast charge 90%
5. Absorption 95%
6. Test
7. Completion
8. Equalization
9. Floating 100%

CHARGE (150 CURVES CAPACITY)

Pb AUTOMOTIVE
- ✓ GEL
- ✓ AGM
- ✓ LIQUID
- ✓ EASY
- ☑ NORMAL
- ☑ BOOST
- ☑ RECOVERY+
- ☑ and more

Pb TRACTION
- ✓ GEL
- ✓ LIQUID
- ☑ and more

LITHIUM
- ✓ LFP/LiFePO4
- ☑ LI-ION STD
- ☑ LFP CELL+
- ☑ LI-ION CELL+
- ☑ and more

BSU (10 CURVES CAPACITY)

- DIAG +
- SHOWROOM
- CHANGE BATTERY
- POWER SUPPLY
- AND MORE

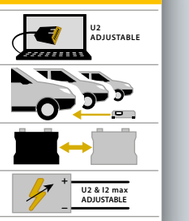

✓ TEST
- ✓ VOLTAGE
- ✓ START UP
- ✓ ALTERNATOR

☑ STARTER
- ☑ START

TRACTION

NEW

6 / 12 / 16 / 24 / 36 / 48 V

GYSFLASH 25.48 CNT FV
25 A
PFC SC FV CNT 16 V
2,5 m - 10 mm²
075962

GYSFLASH 53.48 CNT FV
50 A
PFC FV CNT 16 V
2,5 m - 16 mm²
025998

CNT
Connected Modules & Technology
p.26

MADE IN FRANCE	50 / 60 Hz	L	mm²			START MINI	I max	25°C @100 %	40°C @ 100 %		TRACTION BATTERIES	SHOWROOM CONNECT	IP			L × W × H cm / kg
GYSFLASH 103.12 CNT	185 › 265 V	5 m	16	12 V	1600 W	1 V	100 A	75 A	66 A	20 › 1200Ah	—	Ø M6	21	8.2 kg	34.5 × 29.5 × 12 cm	41 × 38.5 × 22 / 9.2
GYSFLASH 123.12 CNT FV	85 › 265 V	5 m	25	12 V	2000 W	1 V	110 V : 100 A 230 V : 120 A	100 A 120 A	85 A 120 A	20 › 1200Ah	•	Ø M6	30	11 kg	34 × 25 × 15 cm	35.5 × 23.5 × 35 / 11
GYSFLASH 103.24 CNT FV	85 › 265 V	5 m	25	6/12 V 24 V	3200 W	1 V	110 V : 100 A 230 V : 100 A 110 V : 50 A 230 V : 100 A	100 A 100 A 50 A 95 A	68 A 79 A 47 A 72 A	20 › 1200Ah	•	Ø M6	30	11 kg	34 × 25 × 15 cm	35 × 23 × 37 / 11
GYSFLASH 25.48 CNT FV	100 › 127 V 220 › 240 V	2,5 m	10	6/12/24 V 36/48 V	800 W 800 W 800 W 1600 W	1 V	110 V : 12 A 230 V : 25 A	19 A 23,5 A 13A 24 A	12 A 22 A 10 A 20 A	10 › 300Ah	•	Ø M6	21	7,8 kg	12 × 34.5 × 29.5 cm	40.5 × 38 × 22.5 / 8.8
GYSFLASH 53.48 CNT FV	85 › 265 V	2,5 m	16	6/12/24 V 36/48 V	3200 W	1 V	110 V : 50 A 230 V : 50 A 110 V : 25 A 230 V : 50 A	50 A 50 A 26 A 48 A	28 A 41 A 20 A 37 A	10 › 600Ah	•	Ø M6	30	9,5 kg	34 × 25 × 15 cm	40 × 39 × 23 / 9.5

CHARGERS

BSU & CHARGERS

BATTERY SUPPORT UNIT

CNT Connected Technology

FULL CUSTOMIZABLE › p.26

PFC POWER FACTOR CORRECTION

FV FLEXIBLE VOLTAGE 85 V – 265 V
GYSFLASH 148.12 CNT FV

FV FLEXIBLE VOLTAGE 320V – 520V
GYSFLASH 158.12 CNT FV

19 languages
GB IT HR
FR RU GR
DE SE CZ
NL DK PL
ES FI SK
PT TR UA
HU

INDUSTRY / PRODUCTION

NEW

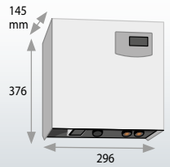

IP 54
DUST & SPLASH PROTECTION

FAN LESS TECHNOLOGY
NATURAL CONVECTION t°

NEW

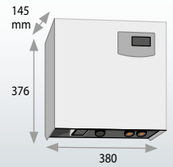

12 V

YouTube PLAYLIST CNT TECHNOLOGY

GYSFLASH 148.12 CNT FV

145 A | 1 ~

PFC SC FV CNT

069916

GYSFLASH 158.12 CNT FV

150 A | 3 ~

SC FV CNT

069909

SC SMART COOLING TECHNOLOGY

100% DUST PROOF

SILENT

SMART 9 STEP

Pb

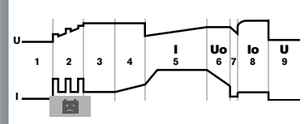

1. Status analysis
2. Recovery
3. Sulphation test
4. Desulfation
5. Fast charge 80%
6. Absorption
7. Test Absorption
8. Refresh
9. Floating 100%

LiFePO4

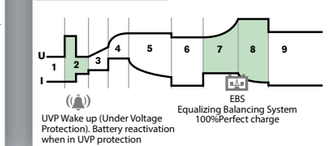

1. Status analysis
2. UVP Wake Up
3. Recovery
4. Fast charge 90%
5. Absorption 95%
6. Test
7. Completion
8. Equalization
9. Floating 100%

CHARGE (150 CURVES CAPACITY)

Pb AUTOMOTIVE
- ✓ GEL
- ✓ AGM
- ✓ LIQUID
- ✓ EASY
- ☑ NORMAL
- ☑ BOOST
- ☑ RECOVERY+
- ☑ and more

Pb TRACTION
- ✓ GEL
- ✓ LIQUID
- ☑ and more

LITHIUM
- ✓ LFP/LiFePO4
- ☑ LI-ION STD
- ☑ LFP CELL+
- ☑ LI-ION CELL+
- ☑ and more

BSU (10 CURVES CAPACITY)

DIAG +

POWER SUPPLY

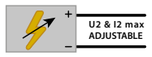

AND MORE

✓ TEST
- ✓ VOLTAGE
- ✓ START UP
- ✓ ALTERNATOR

☑ STARTER
- ☑ START

CNT Connected Modules & Technology

p.26



I/O PLC connection

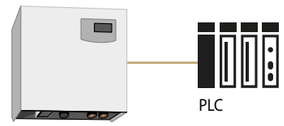

Contact us for use

MADE IN FRANCE	50 / 60 Hz	L ↔	mm²			START MINI	I max	25°C @100 %	40°C @100 %	60°C @100 %		TRACTION BATTERIES	SHOWROOM CONNECT	IP		
GYSFLASH 148.12 CNT FV	85 › 265 V	5 m	25	12 V	2500 W	1 V	110 V : 100 A 230 V : 145 A	100 A 134 A	90 A 116 A	62 A 88 A	20 › 1200 Ah 20 › 1800 Ah	•	Ø M6	54	9.4 kg	37.6 × 14.5 × 29.6 cm
GYSFLASH 158.12 CNT FV	320 › 520 V	5 m	25	12 V	2500 W	1 V	150 A	140 A	120 A	100 A	20 › 1800Ah	•	Ø M6	54	10.3 kg	37.6 × 14.5 × 38 cm

CHARGERS

BSU & CHARGERS

BATTERY SUPPORT UNIT

CNT Connected Technology



YouTube
PLAYLIST
CNT TECHNOLOGY

SPECIAL PROJECTS

Contact us for special projects.

Quick Customization:
Modes, Curves, parameters...

SOFTWARE UPDATE — LIFETIME EVOLUTION

TRACEABILITY — CHARGING DATA

DESIGN YOUR CHARGING CURVE — PRODUCT CONFIGURATION (CONFIG CURVE / LOGISTIC / CHARGING CURVE)

CNT MANAGER (gys.fr)
- GYSFLASH parameters
- Custom curves
- Multi products management
- Import/export configurations

…

Create your online specific configuration

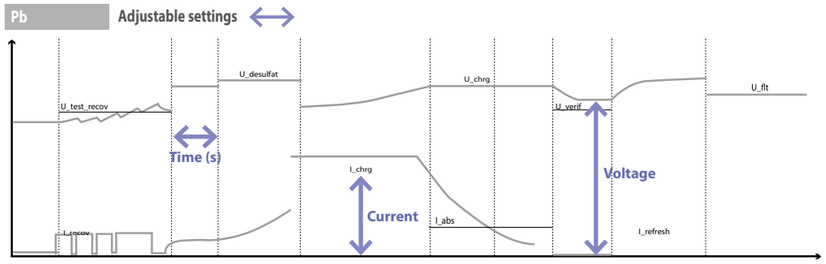

Full customisation

Adjust your product to your charging needs

	LEAD-ACID - PB	Lithium - LFP	Lithium - Li-ion std
VOLTAGE CELL (20% - 100%)	2.0 V/cell – 2.15 V/cell	3.2 V/cell – 3.6 V/cell	3.5 V/cell – 4.2 V/cell
CHARGING VOLTAGE	2.33 V/cell – 2.47 V/cell	3.6 V/cell	4.2 V/cell
Gysflash xx.12 CNT	1 S* – 6 S	1 S – 4 S	1 S – 3 S
Gysflash xx.24 CNT	1 S – 12 S	1 S – 8 S	1 S – 7 S
Gysflash xx.48 CNT	1 S – 24 S	1 S – 16 S	1 S – 14 S

*S = Battery serial cells

Download a GYS specific configuration

Configuration file (gys.fr)	Applications	CHARGE MODE												POWER MODE							MISCELLANEOUS
		Pb-CHARGE							Li-CHARGE				TRACTION								
		normal	AGM	liquid	Easy	Boost	Recovery +	Ca / ca recov	LFP/LiFePO4	Li-ion std	LFP cell+	Li-ion cell+	liquid	gel	SHOWROOM	DIAG+	CHANGE BAT.	STARTER MODE	POWER SUPPLY	Li-SUPPLY/LFP	Li-SUPPLY/Li-ion	TESTER MODE
1_gys_original.gfc	Initial configuration of the charger	✓	✓	✓	✓				✓						✓	✓						✓
2_car_extended.gfc	Extensive features for garages	✓	✓	✓	✓	✓	✓	✓	✓						✓	✓	✓	✓	✓			✓
3_showroom_only.gfc	Simplified version for dealerships and demonstration vehicles														✓							
4_pro_lithium.gfc	Professional of lithium battery								✓	✓	✓	✓							✓	✓	✓	
5_traction.gfc	Forklift truck, electric pallet truck, stacker...												✓	✓								
6_full_version.gfc	Full version	✓	✓	✓	✓	✓	✓	✓	✓	✓	✓	✓	✓	✓	✓	✓	✓	✓	✓	✓	✓	✓

MODULES — EXTREME MODULARITY

SINGLE MODULE

MULTI MODULES

ADVANCED

MULTI MODULES GROUPS

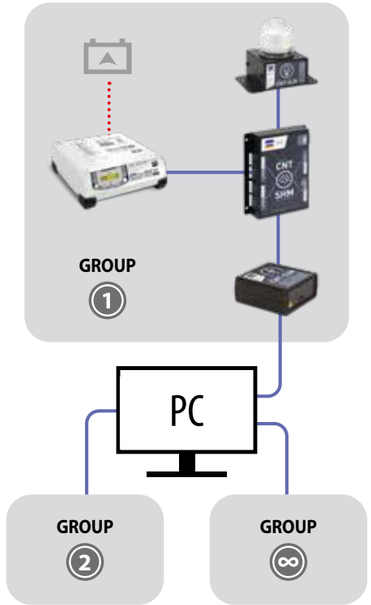

PARALLEL CHARGING — EXAMPLE : GYSFLASH 101.12 CNT (X4)



CHARGERS

BSU & CHARGERS

BATTERY SUPPORT UNIT

CNT Connected Technology

COMING SOON LoRa Sigfox CAN BUS and More…

SMC CABLE

1 m 056596 | 3 m 025691

YouTube PLAYLIST CNT TECHNOLOGY

NEW CNT-SCM Smart Can Module

Scratch fixation

Magnetic fixation

SMART COMMUNICATION — INCLUDED

CNT-SUM
Smart USB Module
025974

USB micro A

6.9 × 6.8 × 2.9 cm / 85g
28.5 × 11 × 11.5 cm / 380g

Computer / Diag System

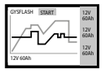

SMC Cable 1 m 056596

NEW **CNT-SWM**
Smart Wireless Module
070837

Bluetooth Wifi COMING SOON

6.9 × 6.8 × 2.9 cm / 85g
27.6 × 9.6 × 9.6 cm / 440g

Computer / Diag System

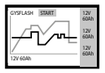

SMC Cable 1 m 056596

PC

LIGHT & SOUND — INCLUDED

CNT-SLM
Smart Light Module
027978

65dB

Pb charge | Lithium charge | OK | Error

12.6 × 14.6 × 9.3 cm / 560g
23 × 17 × 13 cm / 840g

SMC Cable 1 m 056596

PRINT & SCAN — INCLUDED

CNT-SPM
Smart Printer Module
026919

14 × 10.5 × 13.3 cm / 1.4 kg
23 × 17 × 13 cm / 1.9 kg

CRIT'AIR | Customer data | Battery data | Charge data

SMC Cable 1 m 056596

Standard roller x2
57mm x 7.5 m, Ø 25 mm
056633

OPTIONS

Support Barcode scanner 025745

+

USB Barcode scanner 1D/2D 027718

USB Keyboard

AZERTY 027725
QWERTY 027770

QWERTZ compatibility

SMART HUB MODULE — INCLUDED

CNT-SHM
Smart Hub Module
025981

22 × 18 × 4.5 cm / 1 kg
16.4 × 13.4 × 24 cm / 1.7 kg

SMC Cable 1 m 056596

UP TO 4 MODULES + 4 GYSFLASH



POWER HUB MODULE

CNT-PHM
Power Hub Module
056589

31.7 × 24.5 × 9 cm / 2.7 kg
32 × 29 × 13.5 cm / 3.2 kg

INCLUDED
M6 KIT

4 GYSFLASH IN
Ø Cables: 10 → 25 mm²

GYSFLASH | GYSFLASH | GYSFLASH | GYSFLASH

OUT Ø Cables: 25 → 70 mm²

CHARGERS

STANDARD ACCESSORIES



ANDERSON CABLES

for GYSFLASH	Anderson/Clamps 2.5 m - 16 mm² 056503 5 m - 16 mm² 054615 8 m - 16 mm² 056572	Anderson/NATO 2.5 m - 16 mm² 026810	Anderson<>Rema 160 A 5 m - 16 mm² 069091	Anderson<>Anderson 175 A 5 m - 16 mm² 069107	Anderson<>Texas 0.2 m - 16 mm² 055902 1 m - 16 mm² 028791
30.12 / 50.12 100.12 / 101.12 102.12 / 32-12 PL	✓	✓	—	—	✓
30.24 / 50.24	✓	✓	✓	✓	✓
53.48	✓	✓	✓	✓	—



TEXAS CABLES

for GYSFLASH	Texas/Clamps 2.5 m - 25 mm² 028876 5 m - 25 mm² 027886	Texas/Rema 160 A 5 m - 16 mm² 025714	Texas/Anderson 175 A 5 m - 25 mm² 025721	Texas/NATO 5 m - 25 mm² 025707 10 m - 25 mm² 056626
101.24 / 121.12 123.12 / 103.24 125.12	✓	✓	✓	✓

PARALLEL CABLES KIT

072954 =

Anderson/Cable lugs M6 ×2 16 mm² 1 m + Cable lugs/Cable lugs M6 ×2 (1 red + 1 black) 35 mm² 5 m + Texas/Cable lugs M6 ×2 25 mm² 1 m + M6 KIT Ø16 (x4) Ø25 (x4) Ø35 (x4) + SMC Cable - 1 m

CONNECTORS

NATO 026780

DIN14690 028784

INTERNAL FUSES

x2

40 A for GYSFLASH 30 054646

80 A for GYSFLASH 40, 50 054653

x2

125 A for GYSFLASH 100, 101, 102 054585

150 A for GYSFLASH 121, 123, 103 027930

EXTERNAL FUSES

x5

6.3 A GYSFLASH 30 054578

10 A GYSFLASH 40, 50, 100, 101, 102 056527

SUPPORTS

Wall support - Tablette Wandhalterung
055513

21 × 43 × 57 cm / 3.9 kg
36 × 43 × 20 cm / 3.3 kg

Heavy-duty case Valise de chantier Hartschalenkoffer
060432

Battery charger Support chargeur Ladeständer
079595

NEW



Wall support for GYSFLASH
32.12 PL, 102.12, 123.12, 103.12, 103.24, 15.24 XTREM, 25.48, 53.48

INCLUDED
Fixation

OPTION
Magnetfix 50
029637

CONFIGURATION (Trolley -Chariot - Fahrwagen)

Trolley - Chariot Fahrwagen
028890

SLM/SPM support
028906

Cable support
052284

GYSFLASH CNT PACKS

		101.12 CNT	121.12 CNT	CNT-SPM + roller + support	Barcode Scanner + support		Trolley	CNT SLM	CNT SHM	CNT PHM	Parallel cables kit
	pack GYSFLASH CNT 1 068117	✓	—	✓	✓	✓ QWERTY	✓	—	—	—	—
	pack GYSFLASH CNT 2 068124	✓	—	✓	✓	✓ AZERTY	✓	—	—	—	—
	pack GYSFLASH CNT 3 068131	—	✓	✓	✓	✓ QWERTY	✓	—	—	—	—
	pack GYSFLASH CNT 4 068148	—	✓	✓	✓	✓ AZERTY	✓	—	—	—	—
NEW	pack GYSFLASH CNT 5 072978	✓ x2	—	✓	✓	✓ AZERTY	✓	✓	✓	✓	✓
NEW	pack GYSFLASH CNT 6 074972	✓ x2	—	✓	✓	✓ QWERTY	✓	✓	✓	✓	✓
NEW	pack Parallel Charging 072961	—	—	—	—	—	—	—	✓	✓	✓
NEW	pack GYSFLASH PRO 1 079908	—	—	✓	✓	✓ AZERTY	✓	✓	✓	—	—
NEW	pack GYSFLASH PRO 2 079915	—	—	✓	✓	✓ QWERTY	✓	✓	✓	—	—

CHARGERS

ARTIC

ENERGY

PATENTS REGISTERED NUMBERS
001652090-0001
EUROPEAN TRADEMARK & DESIGN

TCB

PATENTS REGISTERED NUMBERS
001652090-0001
EUROPEAN TRADEMARK & DESIGN

SSM

Save and load settings. Automatic restart in case of power cut.

Mémorisation des réglages. Redémarrage automatique en cas de coupure électrique.

Einstellungsspeicherung. Automatisches Starten nach einem Netzausfall.

START STOP

Start/stop Engine : Compatible with Start/Stop vehicles.
Compatible véhicules Start/Stop.
Geeignet für START-STOP-Fahrzeuge.

"Cold charge" mode: performance-enhancing charging mode for cold or freezing weather conditions.

Mode "Cold charge": optimisation des performances en cas de temps froid ou de gel.

«Cold Charge»-Modus: Leistungsoptimierung bei kaltem Wetter oder bei Frost.

INCLUDED

all ARTIC

Eyelets / Œillets / Ösen 30 cm
026872

Clamps / Pinces / Klemmen 35 cm
026865

AUTOMATIC SMART HF INVERTER

I REGULATED IUoU FAST CHARGE

ARTIC 800

12 V | 0.8 A | GO > 7 V

SSM

029569
: 029682

ARTIC 1500

12 V | 1.5 A | GO > 7 V

SSM

029576
: 029699

ARTIC 4000

6/12 V | 4/1-4 A | GO > 2 V (6V) GO > 7 V (12V)

SSM | START STOP

029583
: 029705

ARTIC 8000

2/8 A | 12 V | GO > 7 V

SSM | START STOP

029590
: 029712

12 V • TRADITIONAL W

ENERGY 124

3 A

SSM

023215

ENERGY 126

4 A

SSM

023222
: 025165

Fuse X10
10A 054530
15A 054493

12 V • AUTOMATIC WU

TCB 60

2/4 A | GO > 3.5 V

SSM | START STOP

023253
: 025189

TCB 90

2/5.5 A | GO > 3.5 V

SSM | START STOP

023260
: 025202

TCB 120

3.5/7 A | GO > 3.5 V

SSM | START STOP

023284
: 025240

		50 / 60 Hz		CHARGE				Polarity protection	Cold Charge	SSM Self Start memory	Full security	START STOP Start/Stop engine	Fuse	CHARGER + TESTER	CONTROL	L × W × H cm / kg	
					Moyen / Average (EN 60335)	Efficace / RMS	Rcg										
MADE IN CHINA	**ARTIC 800**	100-240V	15 W	12V	0,8 A	—	—	•	—	•	—	—	—	—	—	6 × 15.1 × 25.5 / 0.43	0.43 kg
	ARTIC 1500	220-240V	27 W	12V	1,5 A	—	—	•	—	•	—	—	—	—	—	25.7 × 15.1 × 6 / 0.5	0.5 kg
	ARTIC 4000	220-240V	75 W	6 V 12 V	4 A 1 A / 4 A	—	2	•	•	•	•	•	—	OK	—	24.9 × 15.1 × 6 / 0.8	0.78 kg
	ARTIC 8000	220-240V	130 W	12V	2 / 8 A	—	2	•	•	•	•	•	—	OK	—	34.1 × 17.7 × 7.3 / 1.1	1.13 kg
MADE IN GYS CHINA	**ENERGY 124**	220-240V	70 W	12V	3 A	4.5 A	—	—	—	•	—	—	10 A	—	—	16.6 × 11.6 × 22.5 / 1.9	1.9 kg
	ENERGY 126	220-240V	90 W	12V	4 A	6 A	—	—	—	•	—	—	10 A	—	—	16.6 × 11.8 × 22.5 / 2	2 kg
	TCB 60 automatic	220-240V	85 W	12V	2 - 4 A	6 A	2	•	—	•	—	—	10 A	OK	OK	12.7 × 12 × 30.2 / 2.5	2.5 kg
	TCB 90 automatic	220-240V	120 W	12V	2 - 5,5 A	8 A	2	•	—	•	—	•	15 A	OK	OK	17.2 × 12 × 30.2 / 3.2	3.2 kg
	TCB 120 automatic	220-240V	150 W	12V	3,5 - 7 A	10.5 A	2	•	—	•	—	•	15 A	OK	OK	17.9 × 12.3 × 30.4 / 3.2	3.2 kg

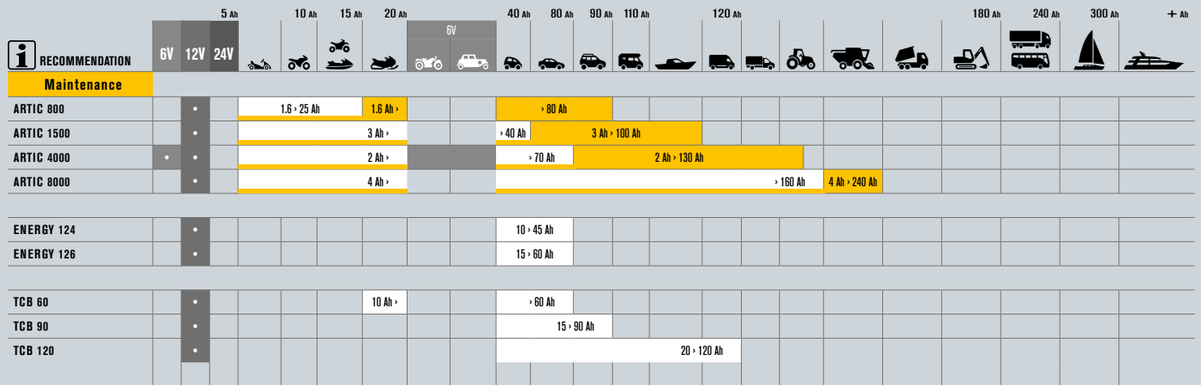

CHARGERS

CT

CT 160
9 A
SSM

1.5 m - 1.5 mm² > 40 A
024106
: 025325

CT 210
12 A
SSM

1.5 m - 2.5 mm² > 40 A
024113
: 025349

12 / 24 V • MANUAL W

CA

Protection for on-board electronics

CA 150
10 A
SSM

1.5 m - 2.5 mm² > 40 A
024434

CA 360
25 A
SSM

2 m - 6 mm² > 60 A
023185

12 / 24 V • AUTOMATIC W2

MULTICHARGE

6 charging speeds

MULTICHARGE CT 48
32 A
SSM
026087

2 m - 6 mm² > 60 A

12 / 24 / 36 / 48 V • MANUAL W

WATTMATIC

Protection for on-board electronics

WATTMATIC 100
5 A GO > 3.5 V
SSM START STOP
024823
: 025417
1.5 m - 1.5 mm² > 40 A

WATTMATIC 140
9 A GO > 3.5 V
SSM START STOP
025608
: 025622
1.5 m - 2.5 mm² > 40 A

WATTMATIC 170
10 A GO > 3.5 V
SSM START STOP
025615
: 025639
1.8 m - 2.5 mm² > 40 A

6 / 12 V • AUTOMATIC WUoU

Fuse ×10

10A	15A	20A	25A	40A	50A
WATTMATIC 100 054530	CT 160, WATTMATIC 140 054493	CT 210, WATTMATIC 150 & 170 054509	CA 150, WATTMATIC 180 054516	CT 48 054646	CA 360 054622

			CHARGE									
					Average / Moyen (EN 60335)			Efficace / RMS	Reg	Fuse	L × W × H cm / kg	
					Reg 1	Reg 2	Reg 3					
CT 160	230V, 50 / 60 Hz	190W	**12 / 24V**	12V ›	7 A	9 A (boost)	—	13,5 A	2	15 A	30.3 × 20.7 × 13.9 / 3.9	3,9 kg
				24V ›	3 A	5 A (boost)	—	7,5 A	2			
CT 210	230V, 50 / 60 Hz	260W	**12 / 24V**	12V ›	8 A	12 A (boost)	—	18 A	2	20 A	33.4 × 22.5 × 14.4 / 5.3	5,2 kg
				24V ›	4 A	6 A (boost)	—	9 A	2			
MULTICHARGE CT 48	230V, 50 / 60 Hz	1200W	**12 / 24 / 36 / 48V**	12V ›	20,8 A › 32,4 A			31 A	6	40 A	40.5 × 34 × 24 / 15.8	15,5 kg
				24V ›	20,1 A › 31,8 A			29 A	6			
				36V ›	19,6 A › 22,4 A (30,4 A boost)			29 A	6			
				48V ›	15,5 A › 18,7 A (24,3 A boost)			28 A	6			
CA 150	230V, 50 / 60 Hz	500W	**12 / 24V**		8 A	10 A (boost)	—	18 A	2	25 A	32.8 × 25.5 × 14.6 / 6.5	6 kg
CA 360	230V, 50 / 60 Hz	920W	**12 / 24V**		7 A	15 A (boost1)	25 A (boost2)	37 A	3	50 A	43 × 30 × 23 / 14	14 kg
WATTMATIC 100	230V, 50 Hz	170W	**6 / 12V**		3 A	5 A		11.4 A	2	10 A	26.9 × 24.3 × 12.8 / 3.7	3.8 kg
WATTMATIC 140	230V, 50 Hz	230W	**6 / 12V**		5 A	9 A (boost)	—	16.5 A	2	15 A	33.9 × 22.2 × 13.4 / 4.8	4.8 kg
WATTMATIC 170	230V, 50 Hz	280W	**6 / 12V**		6.5 A	10 A (boost)	—	18.8 A	2	20 A	33.9 × 22.2 × 13.6 / 5	5 kg

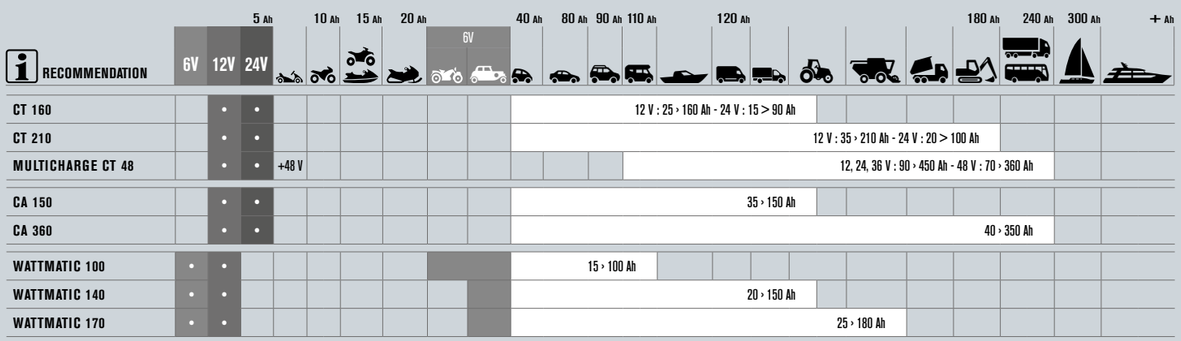

DESIGN
GYS FRANCE

MADE IN
GYS CHINA

CHARGERS

AUTOMATIC, SMART & FAST

SSM SELF START MEMORY | AUTO DETECT BATTERY VOLTAGE DETECTION | START STOP ALL BATTERIES

Microprocessor Control

FULL PROTECTION: On-board electronics, Over voltage, Reverse polarity, No sparks

YouTube PLAYLIST BATIUM

BATIUM 7.12

7 A | GO > 2 V

SSM | START STOP | AUTO DETECT

1.5 m - 1.5 mm² > 40 A

024496

GB : 024557

BATIUM 15.12

15 A | GO > 0.5V

SSM | START STOP | AUTO DETECT | SOS RECOVERY

1.5 m - 2.5 mm² > 40 A

024519

GB : 024632

6 / 12 V IWUoU

BATIUM 7.24

7 A | GO > 2 V

SSM | START STOP | AUTO DETECT

1.5 m - 1.5 mm² > 40 A

024502

GB : 024625

BATIUM 15.24

15 A | GO > 0.5V

SSM | START STOP | AUTO DETECT | SOS RECOVERY

1.5 m - 2.5 mm² > 40 A

024526

GB : 024588

6 / 12 / 24 V IWUoU

I REGULATED FAST CHARGE | TRACTION BATTERIES CHARGE | TEST

BATIUM 25.24 X

25 A | GO > 0.5V

2 m - 6 mm² > 60 A

024830

SSM | START STOP | AUTO DETECT | SOS RECOVERY

6 / 12 / 24 V I REGULATED IUoU FAST CHARGE | IUIo Specific charge Traction batteries

Fuse ×10 — 15A: BATIUM 7/12 & 7/24, 054493 — 30A: BATIUM 15/12 & 15/24, 054523

RECOMMENDATION	6V	12V	24V	5 Ah	10 Ah	15 Ah	20 Ah	6V	40 Ah	80 Ah	90 Ah	110 Ah	120 Ah	180 Ah	240 Ah	300 Ah	+ Ah
BATIUM 7/12	•	•				15 › 130 Ah											
BATIUM 7/24	•	•	•			15 › 130 Ah											
BATIUM 15/12	•	•						35 › 225 Ah									
BATIUM 15/24	•	•	•					35 › 225 Ah									
BATIUM 25/24 X	•	•	•					35 › 350 Ah									

MADE IN FRANCE	50 / 60 Hz		CHARGE		RMS / Efficace	Average / Moyen (EN 60335) Reg 1	Reg 2	Reg 3	boost	Fuse	L × W × H cm / kg		SOS RECOVERY Sulfated batteries
BATIUM 7.12	230V	105W	6/12V	2	11 A	3 A	—	—	7 A	15 A	13.5 × 36 × 21 / 4.6	4.6 kg	—
BATIUM 15.12	230V	225W	6/12V	3	22 A	7 A	10 A	—	15 A	30 A	36.2 × 21.2 × 14 / 5.7	5.6 kg	•
BATIUM 7.24	230V	210W	6/12/24V	2	11 A	3 A	—	—	7 A	15 A	34.8 × 21 × 14.1 / 5.4	5.4 kg	—
BATIUM 15.24	230V	450W	6/12/24V	3	22 A	7 A	10 A	—	15 A	30 A	36.2 × 21 x 14.3 / 7.1	7.1 kg	•
BATIUM 25.24X	230V	1 150W	6/12/24V	3	37 A	7 A	15 A	25 A	—	—	42 × 28 × 24.5 / 13.5	13.4 kg	•

CHARGERS & STARTERS

12 - 24 V

TRADITIONAL

START	40
NEOSTART	41

AUTOMATIC

STARTIUM	42

BATTERY SUPPORT UNIT

DIAGSTARTIUM	43
STARTFLASH	44

STARTUP

CHARGERS & STARTERS

AUTOMATIC W2

SSM SELF START MEMORY

START / NEOSTART

CHARGERS & STARTERS

TRADITIONAL W

SSM SELF START MEMORY

12 V

STARTUP 80

17 A

SSM

024922

GB : 025127

12 V | 12 / 24 V

START 200

18 A

SSM

1.5 m - 6 mm² > 60 A

025530

START 300

23 A

SSM

2 m - 10 mm² > 220 A

025547

NEOSTART 320

9 / 40 A

SSM

2 m - 10 mm² > 220 A

025301

12 / 24 V

NEOSTART 420

40 A

SSM

1.8 m - 10 mm² > 500 A

025295

GB : 025479

NEOSTART 620

60 A

SSM

1.8 m - 16 mm² > 500 A

025288

GB : 025486

Fuse ×2

50 A
Start 200
054622

80 A
Start 300
054653

150 A
Neostart 320
054639

200 A
Neostart 420, 620
054547

DESIGN GYS FRANCE		50 / 60 Hz	I1		CHARGE kW	START kW	Reg	RMS / Efficace	Average / Moyen (EN 60335)	Boost	Automatic	Manual	min › max	1V/C	0V/C		Fuse	LxWxH cm / kg	LxWxH cm / kg
							CHARGE							START					
MADE IN GYS CHINA	START UP 80	230 V	13 A	12 V	0,35	1	2	13,5-25 A	9 A	17 A	•	—	40 › 170 Ah	50 A	80 A	—	—	17 x 11.5 x 31 / 4	19 x 12 x 32 / 4.2
	START 200	230 V	13 A	12 V	0,39	1,4	3	15-25 A	11 A	18 A	—	•	53 › 240 Ah	80 A	120 A	—	50 A	35 x 24 x 15 / 7.6	37 x 27 x 18 / 8
	START 300	230 V	13 A	12 V	0,8	3,6	3	13-36 A	10 A	23 A	—	•	42 › 300 Ah	100 A	165 A	—	80 A	36 x 27 x 20 / 12.4	40 x 35 x 23.5 / 13.7
			13 A	24 V	1,2	3,6			8 A	17 A			38 › 224 Ah						
	NEOSTART 320	230 V	13 A	12 / 24 V	0,8	6,5	3	40 A	10 A	40 A	—	•	20 › 700 Ah	160 A	270 A	—	150 A	41 x 30 x 21 / 13	41 x 35 x 24 / 14.7
									9 A	30 A									
	NEOSTART 420	230 V	16 A	12 / 24 V	1,7	9	3	70 A	20 A	40 A	—	•	20 › 1000 Ah	250 A	420 A	—	200 A	48 x 30 x 23 / 18	52 x 34 x 31 / 21
	NEOSTART 620	230 V	16 A	12 / 24 V	2	10	3	90 A	30 A	60 A	—	•	20 › 1350 Ah	330 A	620 A	—	200 A	31.5 x 23 x 44.5 / 23.7	21 x 33.5 x 26.5 / 24

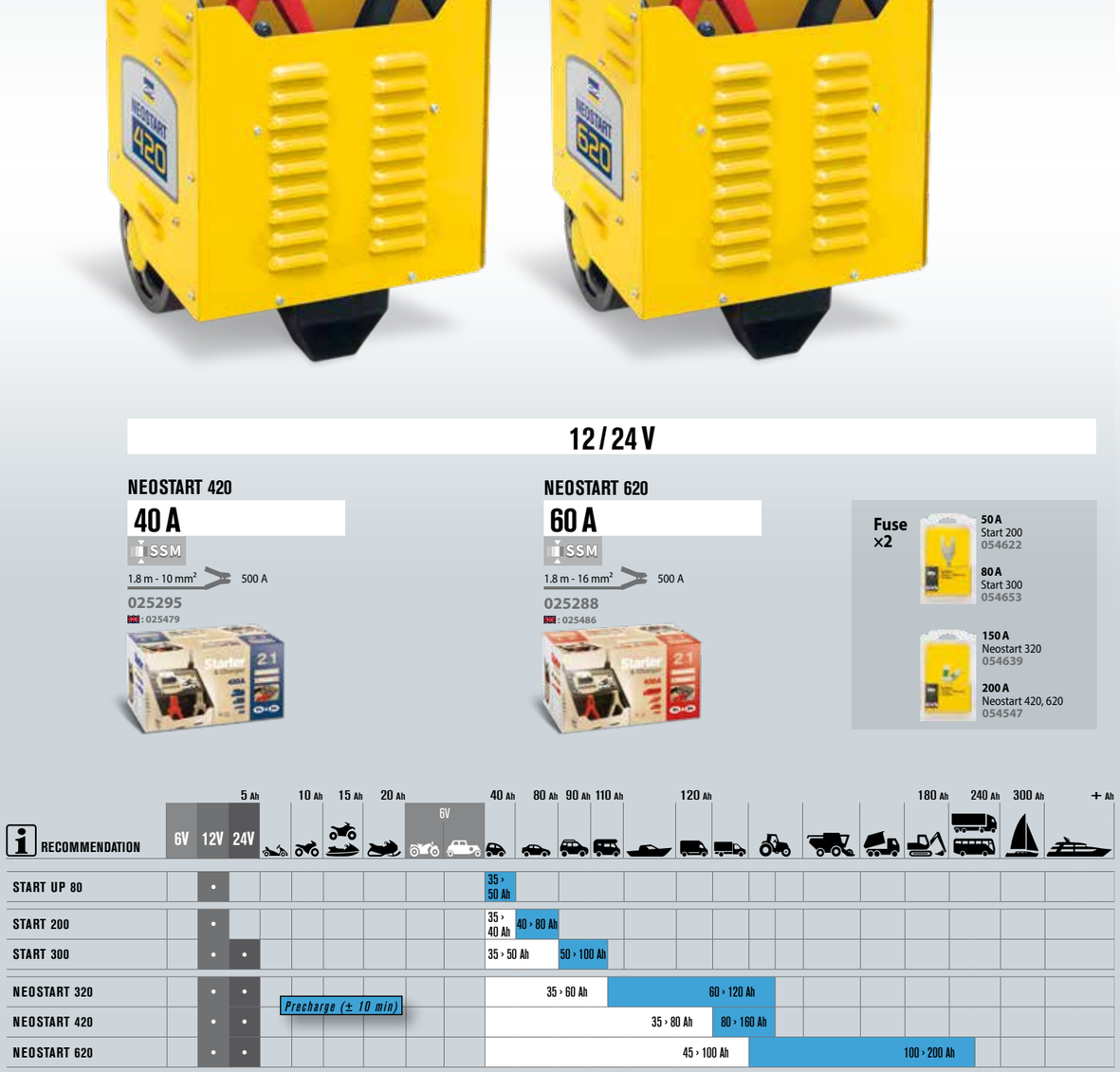

CHARGERS & STARTERS
AUTOMATIC

IWUoU

3 in 1
- AUTOMATIC CHARGE = BATIUM
- AUTOMATIC START
- TEST ALTERNATOR

TIMER
UNIVERSAL MODE — AUTO SELECTION
SULFATED BATTERIES
ALL BATTERIES
GO >1 V

FULL PROTECTION
On-board electronics
Over voltage
No sparks

YouTube PLAYLIST STARTIUM

35/50 mm²

NATO OTAN Compatibility p.53

12 / 24 V

CHARGERS & STARTERS
AUTOMATIC & BSU

IWUoU

BATTERY SUPPORT UNIT

BSU Battery Support Unit
POWER SUPPLY
DIAG+ 60A
Voltage adjustable 12 V › 15 V
BATTERY EXPERT

12 V | **12 / 24 V**

STARTIUM 330E
25 A
1,9 m - 10 mm² › 500 A
026469

STARTIUM 480E
40 A
1,9 m - 16 mm² › 600 A
026483
: 025578

STARTIUM 680E
45 A
2,2 m - 25 mm² › 600 A
026490
: 025585

STARTIUM 980E
50 A
2,5 m - 35 mm² › 600 A
Disconnectable
026506

DIAG STARTIUM 60-12
60 A
2,2 m - 25 mm² › 600 A
026513

DIAG STARTIUM 60-24
60 A
2,2 m - 25 mm² › 600 A
026520
: 025592

MADE IN FRANCE	50/60 Hz	I1	CHARGE kW	START kW	CHARGE: Battery	min › max	RMS / Efficace	Average / Moyen (EN 60335)	Reg	Boost	Automatic	START:	1 V/C	0 V/C	AUTO START	BSU	FUSE	LxWxH cm / kg	LxWxH cm / kg	CCA I (EN) START
STARTIUM 330E	230V	16 A	0,8	6,5	12 V	20 › 370 Ah	40 A	25 A	4	—	•	12 V :	165 A	270 A	•	—	100 A	26 x 26 x 47 / 15.5	28 x 28 x 47 / 16	500 A
					24 V	20 › 300 Ah						24 V :	130 A	210 A						
STARTIUM 480E	230V	16 A	1,7	9	12 V	20 › 600 Ah	65 A	30 A	4	40 A	•	12 V :	280 A	390 A	•	—	200 A	34 x 30 x 64 / 20.5	64 x 37 x 31 / 29	750 A
					24 V	20 › 450 Ah						24 V :	210 A	290 A						
STARTIUM 680E	230V	16 A	2	10	12 V	20 › 675 Ah	75 A	30 A	4	45 A	•	12 V :	380 A	550 A	•	—	200 A	34 x 30 x 64 / 25.5	65 x 37 x 31 / 31	900 A
					24 V	20 › 525 Ah						24 V :	270 A	380 A						
STARTIUM 980E	230V	16 A	2	12	12 V	20 › 750 Ah	80 A	40 A	4	50 A	•	12 V :	500 A	720 A	•	—	250 A	34 x 30 x 80 / 30	65 x 37 x 32 / 36	1400 A
					24 V	20 › 525 Ah						24 V :	400 A	560 A						
DIAG STARTIUM 60-12	230V	16 A	2	10	12 V	20 › 900 Ah	95 A	60 A	4	—	•	12 V :	310 A	440 A	•	•	200 A	35 x 35 x 72 / 30.5	80 x 37 x 35 / 36	900 A
DIAG STARTIUM 60-24	230V	16 A	2	10	6 V	20 › 900 Ah	65 A	40 A	4	—	–	6 V :	—	—	•	•	200 A	35 x 35 x 72 / 30.5	80 x 37 x 35 / 36	900 A
					12 V	20 › 900 Ah	95 A	60 A			•	12 V :	300 A	430 A						
					24 V	20 › 525 Ah	65 A	40 A			•	24 V :	280 A	410 A						

Fuse ×2
- 100 A — Startium 330E — 054394
- 200 A — Startium 480E, 680E, Diag. 60-12, 60-24 — 054547
- 250 A — Startium 980E — 055568

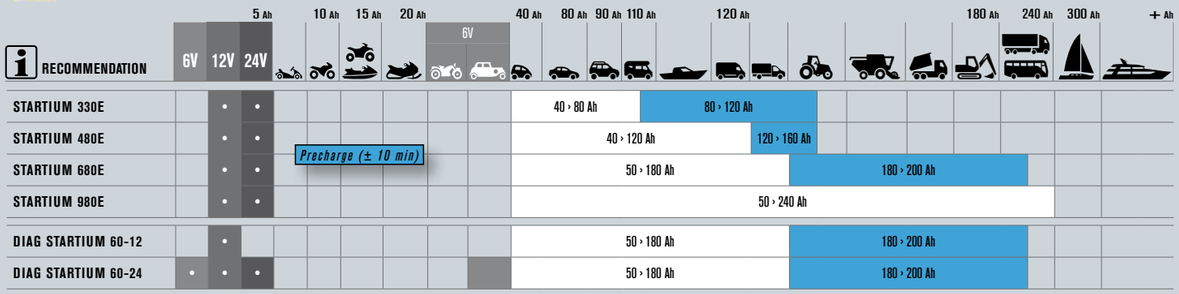

CHARGERS & STARTERS

AUTOMATIC & BSU

CNT Connected Technology

BATTERY SUPPORT UNIT

SPECIAL PROJECTS
Contact us for special projects.
Quick Customization:
Modes, Curves, parameters...

22 languages

GB RU GR CN simplified
FR SE CZ CN traditional
DE DK PL JP
NL FI SK
ES TR UA
PT HR
IT HU

4 in 1

AUTOMATIC CHARGE

Pb AUTOMOTIVE
- ✓ GEL
- ✓ AGM
- ✓ LIQUID
- ✓ EASY
- ✓ EXPERT
- ✓ NORMAL
- ✓ BOOST
- ✓ RECOVERY+

Pb TRACTION
- ✓ GEL
- ✓ LIQUID

LITHIUM READY
- ✓ LFP/LiFePO4
- ✓ LI-ION STD
- ✓ LFP CELL+
- ✓ LI-ION CELL+

BSU

DIAG + — U2 ADJUSTABLE
SHOWROOM
CHANGE BATTERY
POWER SUPPLY — U2 & I2 max ADJUSTABLE

AUTOMATIC STARTER

- ✓ START

TEST

- ✓ VOLTAGE
- ✓ START UP
- ✓ ALTERNATOR

CNT Connected Technology

SOFTWARE UPDATE

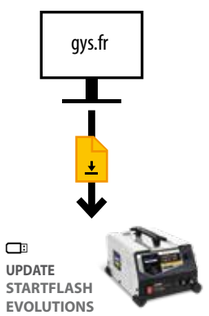

CUSTOMIZATION

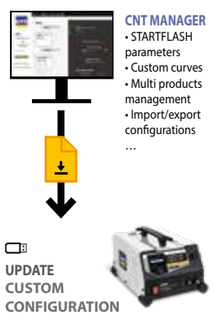

CNT MANAGER
- STARTFLASH parameters
- Custom curves
- Multi products management
- Import/export configurations
…

TRACEABILITY

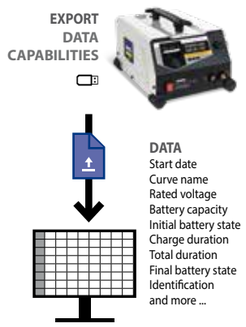

Connected Modules & Technology
p.26

SMART 9 STEP

Pb

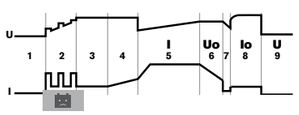

1. Status analysis
2. Recovery
3. Sulphation test
4. Desulfation
5. Fast charge 80%
6. Absorption
7. Test Absorption
8. Refresh
9. Floating 100%

LiFePO4

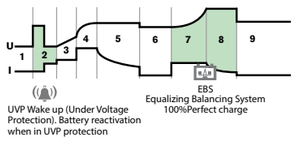

1. Status analysis
2. UVP Wake Up
3. Recovery
4. Fast charge 90%
5. Absorption 95%
6. Test
7. Completion
8. Equalization
9. Floating 100%

FULL PROTECTION
- On-board electronics
- Over voltage
- No sparks

UNIVERSAL MODE — AUTO SELECTION
SULFATED BATTERIES
START STOP — ALL BATTERIES
GO >1 V

PFC POWER FACTOR CORRECTION
185 V — 265 V

WORLD PREMIERE

NEW

6 / 12 / 24 V

STARTFLASH 120.24 CNT

2 › 300 A

5 m - 35 mm² — 700 A

073616

OPTION

Trolley
074965

Texas/Clamps
2.5 m - 25 mm² 028876
5 m - 25 mm² 027886

Texas/Rema 160 A
5 m - 16 mm²
025714

Texas/Anderson 175 A
5 m - 25 mm²
025721

Texas/NATO
5 m - 25 mm² 025707
10 m - 25 mm² 056626

STARTER RECOMMENDATION	6V	12V	24V (5 Ah)	6V		+300 Ah
STARTFLASH 120	•	•	•	10 › 180 Ah	Précharge	180 › 250 Ah

MADE IN FRANCE	50 / 60 Hz	CHARGE							TRACTION BATTERIES	START				IP	LxWxH cm / kg	LxWxH cm / kg
				START MINI	I max	25°C @100 %	40°C @ 100 %				1 V/C	0 V/C	AUTO START			
STARTFLASH 120.24 CNT	85> 265 V	6/12/24 V	3500 W	2 V	110 V : 100 A	75 A	55 A	20 › 1200Ah	•	6/12/24 V	150 A	150 A	•	20	49 x 37.5 x 30.5 / 14	41.5 x 32.5 x 25.5 / 18.5
					230 V : 120 A	110 A	90 A			6 V :	300 A	300 A				
										12 V :	300 A	300 A				
										24 V :	200 A	300 A				

BOOSTERS

6 - 12 - 24 V

Pb inside

GYSPACK	48
STARTPACK	52
ENERGYSTATION	55

LITHIUM inside

NOMAD POWER	58

SUPER CAPACITOR inside

STARTRONIC	60
GYSCAP	61

BOOSTERS
Pb/LEAD INSIDE

POWER SUPPLY
12 V DC

COMPRESSOR

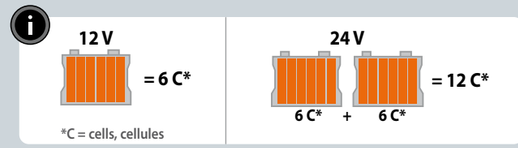

HERITAGE
6/12 V

12 V — 18 Ah INSIDE
HOBBIES / OCCASIONAL — PRO / INTENSIVE

GYSPACK 400
1 250 A | 480 A 1V/C

0.6 m - 16 mm² > 300 A
025455
: 025516

GYSPACK AIR
1 250 A | 480 A 1V/C

1.1 m - 25 mm² > 500 A
026322

12 V — 22 Ah INSIDE
HOBBIES / OCCASIONAL — PRO / INTENSIVE

GYSPACK 600
1 750 A | 550 A 1V/C

0.6 m - 16 mm² > 300 A
027336
: 027497

GYSPACK PRO
1 750 A | 600 A 1V/C

1.1 m - 25 mm² > 500 A
026155
: 025523

INCLUDED **GYSPACK 400 / AIR / 600 / PRO**

CHARGER
Power in 110-240 V / out 12 V
50/60 Hz
054677
: 054660

WU — FV FLEXIBLE VOLTAGE
85 V — 265 V

6 / 12 V — 20 Ah + 20 Ah INSIDE
HOBBIES / OCCASIONAL — PRO / INTENSIVE

GYSPACK HERITAGE 6/12

6V	**3 200 A**	400 A 1V/C
12V	**1 600 A**	450 A 1V/C

1.8 m - 25 mm² > 600 A
025844

INCLUDED **GYSPACK Heritage**

CHARGER
Power in 110-240 V / out 12 V
50/60 Hz
054684
: 054691

I REGULATED IUoU FAST CHARGE — FV FLEXIBLE VOLTAGE
85 V — 265 V

OPTION
MEMORY AUTO SAVE
CABLE OBD 1,5 m
054202

Fuse 7,5 A

OFF — Après chaque utilisation / After each use / Nach jeder Anwendung

DESIGN GYS FRANCE

MADE IN GYS CHINA

	Inside	START 1V/C	Cranking CC	Peak Battery	ON/OFF		Fuse	AIR	Power Supply	EXTERNAL Charge 230 V	TEST OK	LxWxH cm / kg	LxWxH cm / kg
GYSPACK 400	12 V-18 Ah	12V	480 A	900 A	1250 A	—	—	—	—	12 V DC/0,5A	12 V DC/1,2A	•	26 x 13. x 29.5 / 6.4	28.5 x 16 x 34 / 7.2
GYSPACK AIR	12 V-18 Ah	12V	480 A	900 A	1250 A	•	•	—	4 bars	12 V DC/0,5A	12 V DC/1,2A	•	33 x 17 x 37 / 8.5	38.5 x 22 x 44 / 9.4
GYSPACK 600	12 V-22 Ah	12V	550 A	1050 A	1750 A	—	—	—	—	12 V DC	12 V DC/1,2A	•	25.5 x 14 x 29.5 / 7.5	29.5 x 16. x 35.5 / 8.2
GYSPACK PRO	12 V-22 Ah	12V	600 A	1100 A	1750 A	•	•	—	—	12 V DC	12 V DC/1,2A	•	35 x 14 x 37 / 9	39 x 17 x 45 / 9.5
GYSPACK HERITAGE 6/12	6 V-2 x 20 Ah	6V 12V	400 A 450 A	800 A 850 A	3200 A 1600 A	•	•	1 x 300 A	—	12 V DC	12 V DC/2A	•	36 x 11 x 45 / 13	39 x 22 x 51 / 14

RECOMMENDATION	6V	12V	24V	5 Ah	10 Ah	15 Ah	20 Ah	6V	40 Ah	80 Ah	90 Ah	110 Ah	120 Ah	180 Ah	240 Ah	300 Ah	+ Ah
GYSPACK AUTO / 400		•							› 50 Ah								
GYSPACK AIR		•							› 50 Ah								
GYSPACK 600		•							› 90 Ah								
GYSPACK PRO		•							› 90 Ah								
GYSPACK HERITAGE	•	•						› 140 Ah	› 50 Ah								

BOOSTERS
Pb/LEAD INSIDE

POWER SUPPLY
12 V DC

FOR GYSPACK 660/750/800/700/900

Fuse ×2	200 A	300 A
	054547	054561

OPTION
MEMORY AUTO SAVE CABLE OBD 1,5 m
054202
Fuse 7,5 A

SPIRAL TECHNOLOGY

SPIRAL TECHNOLOGY

EnerSys
PREMIUM QUALITY BATTERIES

TPPL TECHNOLOGY Thin Plate Pure Lead

New handle design

GYS GYSPACK START BOOSTER 12 V
INTERNAL BATTERY
TEST
7 STEPS
SMART CHARGER
CHARGE
2.5 A

12 V 28 Ah INSIDE

HOBBIES / OCCASIONAL — PRO / INTENSIVE

GYSPACK 660

1 900 A | 640 A 1V/C

1.3 m - 25 mm² > 600 A

027862
GB: 027879

INCLUDED **GYSPACK 660**

CHARGER
Power in 100-240 V / out 12 V
50/60 Hz
027992
GB: 025929

I REGULATED IUoU FAST CHARGE

FV FLEXIBLE VOLTAGE 85 V — 265 V

12 V 28 Ah SPIRAL INSIDE

HOBBIES / OCCASIONAL — PRO / INTENSIVE

GYSPACK 750

2 500 A | 750 A 1V/C

1.3 m - 25 mm² > 600 A

026179
GB: 026353

INCLUDED **GYSPACK 750**

CHARGER
Power in 110-240 V / out 12 V
50/60 Hz
054684
GB: 054691

I REGULATED IUoU FAST CHARGE

FV FLEXIBLE VOLTAGE 85 V — 265 V

12 V 28 Ah SPIRAL INSIDE

HOBBIES / OCCASIONAL — PRO / INTENSIVE

GYSPACK PRO 800

2 500 A | 700 A 1V/C

1.8 m - 25 mm² > 600 A

068759
GB: 072107

INCLUDED **GYSPACK PRO 800**

CHARGER
Power in 110-240 V / out 12 V
50/60 Hz
054684
GB: 054691

I REGULATED IUoU FAST CHARGE

FV FLEXIBLE VOLTAGE 85 V — 265 V

12 V 16 Ah INSIDE

HOBBIES / OCCASIONAL — PRO / INTENSIVE

GYSPACK PRO 700

1 800 A | 640 A 1V/C

1 096 701

1.4 m - 25 mm² > 600 A

027077
GB: 027947

INTEGRATED CHARGER
7 STEP

12 V 30 Ah INSIDE

HOBBIES / OCCASIONAL — PRO / INTENSIVE

GYSPACK PRO 900

3 100 A | 830 A 1V/C

1 096 701

1.8 m - 35 mm² > 600 A

027084
GB: 027954

INTEGRATED CHARGER
7 STEP

OFF
After each use
Après chaque utilisation
Nach jeder Anwendung

DESIGN GYS FRANCE		Inside	START: 1 V/C	Cranking CC	Peak Battery	TEST OK	CHARGER INSIDE	50 / 60 Hz	EXTERNAL Charge 230 V	Protection: ON OFF	Protection: Memory	Power out	Fuse	Fuse	LxWxH cm	LxWxH cm / kg
MADE IN GYS CHINA	GYSPACK 660	28 Ah	12 V	640 A	1200 A	1900 A	•	—	110 - 240 V	12 V/2 A DC	•	•	12 V DC	—	1 × 200 A	35 x 19 x 40	39 x 23 x 45 / 13.5
	GYSPACK 750	28 Ah	12 V	750 A	1450 A	2500 A	•	—	110 - 240 V	12 V/2 A DC	•	•	12 V DC	—	2 × 200 A	35 x 19 x 40	39 x 23 x 45 / 13.5
	GYSPACK PRO 800	28 Ah	12 V	700 A	1320 A	2500 A	•	—	110 - 240 V	12 V/2 A DC	•	•	12 V DC	10 A	2 × 200 A	31 x 19 x 35	32 x 23 x 37 / 18.4
MADE IN FRANCE	GYSPACK PRO 700	16 Ah	12 V	640 A	1200 A	1800 A	•	•	220 - 240 V	—	•	•	12 V DC	10 A	1 × 200 A	33 x 15 x 32	35 x 24 x 36 / 12
	GYSPACK PRO 900	30 Ah	12 V	830 A	1700 A	3100 A	•	•	220 - 240 V	—	•	•	12 V DC	10 A	1 × 300 A	33 x 15 x 32	35 x 24 x 36 / 16

RECOMMENDATION	6V	12V	24V	5 Ah	10 Ah	15 Ah	20 Ah	6V	40 Ah	80 Ah	90 Ah	110 Ah	120 Ah	180 Ah	240 Ah	300 Ah	+ Ah
GYSPACK 660		•								› 90 Ah							
GYSPACK 750		•										› 150 Ah					
GYSPACK PRO 800		•										› 130 Ah					
GYSPACK PRO 700		•								› 100 Ah							
GYSPACK PRO 900		•										› 150 Ah					

BOOSTERS
Pb/LEAD INSIDE

POWER SUPPLY
12 V DC

YouTube
PLAYLIST
STARTPACK

12 / 24 V — 22 Ah + 22 Ah — INSIDE

HOBBIES / OCCASIONAL — PRO / INTENSIVE

STARTPACK TRUCK

12 V	3 200 A	750 A 1V/C
24 V	1 600 A	650 A 1V/C

1.8 m - 25 mm² — 600 A — 025448 (GB: 026339)

STARTPACK TRUCK MOBILE

12 V	3 200 A	750 A 1V/C
24 V	1 600 A	650 A 1V/C

1.8 m - 25 mm² — 600 A — 026025 (GB: 028807)

INCLUDED **STARTPACK TRUCK & TRUCK MOBILE**

OFF — After each use / Après chaque utilisation / Nach jeder Anwendung

CHARGER
Power in 110-240 V / out 12 V
50/60 Hz
054684 (GB: 054691)

I REGULATED IUoU FAST CHARGE
FV FLEXIBLE VOLTAGE 85 V – 265 V

OPTION
MEMORY AUTO SAVE CABLE OBD 1,5 m
054202
Fuse 7,5 A

EnerSys
TPPL TECHNOLOGY Thin Plate Pure Lead
PREMIUM QUALITY BATTERIES

12 / 24 V — 16 Ah + 16 Ah — INSIDE

HOBBIES / OCCASIONAL — PRO / INTENSIVE

STARTPACK 12.24 CI

12 V	3600 A	900 A 1V/C	24 V ★	1 800 A	700 A 1V/C

1.8 m - 35 mm² — 600 A — 024991 (GB: 068155)

12 / 24 V — 30 Ah + 30 Ah — INSIDE

HOBBIES / OCCASIONAL — PRO / INTENSIVE

STARTPACK PRO 12.24 CI

12 V	6200 A	1300 A 1V/C	24 V ★★★	3100 A	1200 A 1V/C

2 m - 50 mm² — 600 A — 028920 (GB: 068162)

INCLUDED **STARTPACK 12.24 & PRO 12.24**

Fuse ×2 — 200 A 054547 — 300 A 054561

INTEGRATED CHARGER — 7 STEP

OFF — Après chaque utilisation / After each use / Nach jeder Anwendung

DESIGN GYS FRANCE		Inside	START 12 V	1 V/C	Cranking CC	Peak Battery	TEST OK	50 / 60 Hz	CHARGER INSIDE 230V	EXTERNAL Charge 230V	Protection ON OFF		Power out	Memory	Fuse	Fuse	LxWxH cm	LxWxH cm / kg
MADE IN GYS CHINA	STARTPACK TRUCK / TRUCK MOBILE	2 × 22 Ah	12 V	750 A	1450 A	3200 A	•	110 - 240 V	—	12 V/2 A DC	•	•	12 V DC	—	1 × 300 A		37 x 20 x 46	39 x 22 x 50 / 18
			24 V	650 A	1300 A	1600 A							12 V DC	—			37 x 20 x 57	39 x 24 x 60 / 21
MADE IN FRANCE	STARTPACK 12.24 CI	2x 16 Ah	12 V	900 A	1700 A	3600 A	—	220 - 240 V	4 A	—	•	•	—	—	1 × 300 A		26 x 20 x 48	34 x 20 x 51 / 19
			24 V	700 A	1350 A	1800 A												
	STARTPACK PRO 12.24 CI	2x 30 Ah	12 V	1300 A	2400 A	6200 A	—	220 - 240 V	4 A	—	•	•	—	—	1 × 300 A		14 x 35 x 56	63 x 39 x 30 / 34
			24 V	1200 A	2250 A	3100 A												

RECOMMENDATION	6V	12V	24V	5 Ah	10 Ah	15 Ah	20 Ah	6V		40 Ah	80 Ah	90 Ah	110 Ah	120 Ah					180 Ah	240 Ah	300 Ah	+ Ah
STARTPACK TRUCK		•	•							› 150 Ah												
STARTPACK TRUCK MOBILE		•	•							› 150 Ah												
STARTPACK 12.24 CI		•	•							› 160 Ah												
STARTPACK PRO 12.24 CI		•	•							› 220 Ah												

BOOSTERS
Pb/LEAD INSIDE

PRO ★★★

YouTube
PLAYLIST
STARTPACK

SMART STARTER MANAGEMENT SYSTEM

- FULL PROTECTION
- On-board electronics
- Over voltage
- Reverse polarity
- No sparks
- AUTO DETECT — Battery voltage detection
- Microprocessor Control
- TIMER Adjustable

EXIDE TECHNOLOGIES — HIGH QUALITY BATTERIES — SPIRAL TECHNOLOGY

INCLUDED

GYSFLASH XL 6.12 — 7 STEP

6 A - Advanced technology
8 step smart charge

12 / 24 V — 50 Ah SPIRAL + 50 Ah SPIRAL — INSIDE

HOBBIES / OCCASIONAL — PRO +++ / INTENSIVE

STARTPACK PRO 12.24 XL

12 V	8 500 A	1600 A 1V/C	24 V ★★★★	4 250 A	1400 A 1V/C

2 m - 70 mm² — 1000 A — 026711

OPTION

STANDARD CABLES
1000 A - 70 mm² - **4 m**
026827

NATO CABLES
3 m - 50 mm²
072589

NATO CONNECTOR
026780

NATO ID / NCAGE : F8154 CG730

OFF — After each use / Après chaque utilisation / Nach jeder Anwendung

MADE IN FRANCE

	Inside	START 12 V	START 1 V/C	START Cranking CC	START Peak Battery	CHARGE	CHARGE min › max	TEST OK	CHARGER 230V	Protection ON OFF	Protection	Fuse		LxWxH cm	LxWxH cm / kg
STARTPACK PRO 12.24 XL	2× 50 Ah	12 V	1 600 A	3 000 A	8 500 A	—	—	•	6 A outside	• automatic	•	300 A	2 m ø 70 mm²	106 x 32 x 35	112 x 35 x 43 / 68
		24 V	1 400 A	2 600 A	4 250 A										
ENERGY STATION FP		according to battery / selon batteries /je nach Batterie (Pb only)				12/24 V	100 › 375 Ah (x2)	•	30 A inside	• manual	•	300 A	2,5 m ø 50 mm²	70 x 65 x 91	80 x 53 x 28 / 29

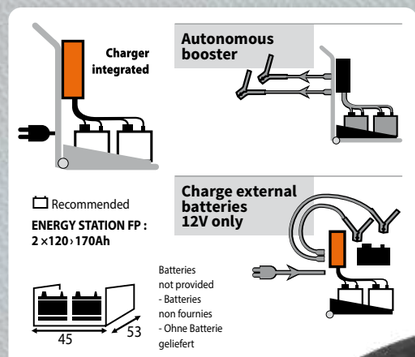



- FULL PROTECTION
- On-board electronics
- Over voltage
- No sparks
- Reverse polarity

12 / 24 V — HOBBIES / OCCASIONAL — PRO / INTENSIVE +++

ENERGY STATION FP
069589

INTEGRATED CHARGER — 6 STEP

RECOMMENDATION	12V	24V	5 Ah	10 Ah	15 Ah	20 Ah	6V	40 Ah	80 Ah	90 Ah	110 Ah	120 Ah	180 Ah	240 Ah	300 Ah	+ Ah
STARTPACK PRO 12.24 XL	•	•														
ENERGY STATION FP	–	–														

STARTPACK PRO 12.24 XL: › 250 Ah

ENERGY STATION FP: 35 › 375 Ah

SELECT THE RIGHT BOOSTER

CHOISISSEZ VOTRE BOOSTER • WÄHLEN SIE IHREN BOOSTER AUS

	6/12V	12 V									12-24 V				
	GYSPACK HERITAGE	GYSPACK 400	GYSPACK AIR	GYSPACK 600	GYSPACK PRO	GYSPACK 660	GYSPACK PRO 700	GYSPACK 750	GYSPACK PRO 800	GYSPACK PRO 900	STARTPACK TRUCK/ TRUCK MOBILE	STARTPACK 12.24 CI	STARTPACK PRO 12.24 CI	STARTPACK PRO 12.24 XL	ENERGY STATION FP
	025844	025455	026322	027336	026155	027862	027077	026179	068759	027084	025448 / 026025	024991	028920	026711	069589
	6 V	12 V	12 V	12 V	12 V	12 V	12 V	12 V	12 V	12 V	12 V	12 V	12 V	12 V	12 V
	12 V										24V	24V	24V	24V	24V
START 1V/C	400 (6 V)	480 A	480 A	550 A	600 A	640 A	640 A	750 A	700 A	830 A	750 (12 V)	900 A (12 V)	1300 A (12 V)	1600 A (12 V)	/
START 1V/C	450 (12 V)										650 (24 V)	700 A (24 V)	1200 A (24 V)	1400 A (24 V)	
START CC	800 (6 V)	900 A	900 A	1050 A	1100 A	1200 A	1200 A	1450A	1320 A	1700 A	1450 A (12 V)	1700 A (12 V)	2400 A (12 V)	3000 A (12 V)	
START CC	850 (12 V)										1300 A (24 V)	1350 A (24 V)	2250 A (24 V)	2600 A (24 V)	
START PEAK	3200 (6 V)	1250 A	1250 A	1750 A	1750 A	1900 A	1800 A	2500 A	2500 A	3100 A	3200 A (12 V)	3600 A (12 V)	6200 A (12 V)	8500 A (12 V)	
START PEAK	1600 (12 V)										1600 A (24 V)	1800 A (24 V)	3100 A (24 V)	4250 A (24 V)	
	2×20 Ah	18 Ah	18 Ah	22 Ah	22 Ah	28 Ah	16 Ah EnerSys	28 Ah	28 Ah	30 Ah EnerSys	2 × 22 Ah	2 × 16 Ah EnerSys	2 × 30 Ah EnerSys	2 × 50 Ah EXIDE TECHNOLOGIES	
SPIRAL TECHNOLOGY								■	■					■	
ON OFF	■		■		■	■	■	■	■	■	■	■	■	■ automatic	■
TEST OK	■	■	■	■	■	■	■	■	■	■	– ■	■	■	■	■
	outside 2 A	outside 0,5 A	outside 0,5 A	outside 0,5 A	outside 0,5 A	outside 2 A	inside 2,5 A	outside 2 A	outside 2 A	inside 2,5 A	outside 2 A	inside 4 A	inside 4 A	outside 6 A	inside 30A
	IUoU	WU	WU	WU	WU	IUoU	7 step	IUoU	IUoU	7 step	IUoU	7 step	7 step	7 step	6 step
	12 V DC	12 V DC	12 V DC	12 V DC	12 V DC	12 V DC	12 V DC	12 V DC	12 V DC	12 V DC	12 V DC				
AIR			■												
	■		■		■	■		■			■				
	1,8 m ø25 mm²	0,6 m ø16 mm²	1,1 m ø25 mm²	0,6 m ø16 mm²	1,1 m ø25 mm²	1,3 m ø25 mm²	1,4 m ø25 mm²	1,3 m ø25 mm²	1,8 m ø25 mm²	1,8 m ø35 mm²	1,8 m ø25 mm²	1,8 m ø35 mm²	2 m ø50 mm²	2 m ø70 mm²	2,5 m ø50 mm²
1 2 3	37×20×46	26×10×29	33×17×37	26×10×29	35×14×37	35×19×40	33×15×32	35×19×40	31×19×35	33×15×32	37×20×46/ 37×20×57	34×18×46	63×39×30	112×35×43	70×65×91
	18 kg	6,5 kg	8,5 kg	6,5 kg	9 kg	13,5 kg	12 kg	13,5 kg	18,4 kg	16 kg	18/21 kg	22 kg	34 kg	68 kg	29 kg +
											★ MINI PRO	★★ ★ PRO	★★★★ UNIVERSAL PRO		

OFF
After each use
Après chaque utilisation
Nach jeder Anwendung

CAUTION ON STAND BY
Keep your GYSPACK connected to the mains supply.

ATTENTION HORS UTILISATION
Laisser le chargeur branché en permanence.

ACHTUNG WENN NICHT IN GEBRAUCH
Ladegerät dauernd angeschlossen lassen.

ATTENTION CUANDO ESTA APAGADO
Dejar el cargardor conectado permanentemente.

OPGELET BUITEN GEBRUIK
Laat de lader onafgebroken aangesloten.

NATO / OTAN : PRODUITS COMPATIBLES

- Compatible Products -Kompatible Produkte

NATO ID / NCAGE : F8154 CG730

	GYSFLASH 30.12, 50.12 FV 100.12, 101.12 CNT 30.24 , 50.24 102.12, 32-12PL	GYSFLASH 101.24 CNT FV 121.12 CNT FV	GYSFLASH 123.12 CNT FV 103.24 CNT FV	GYSFLASH 53.48 CNT FV	GYSFLASH 15.24 XTREM	STARTIUM 980E	STARTPACK PRO 12.24 XL
NATO CONNECTOR 026780							
Anderson/NATO 5 m - 16 mm² 026810	✓	—	—	✓	—	—	—
Texas/NATO 5 m - 25 mm² 025707; 10 m - 25 mm² 056626	—	✓	✓	—	—	—	—
Texas/NATO 3.5 m - 50 mm² 025653	—	—	—	—	—	✓	—
Anderson/NATO 2 m - 50 mm² 026803; 3 m - 50 mm² 072589	—	—	—	—	—	—	✓
2pts/NATO 5 m - 4 mm² 025837	—	—	—	—	✓	—	—
2pts/NATO Spiral 5 m 028968	—	—	—	—	✓	—	—

BATTERIES DE TRACTION : PRODUITS COMPATIBLES -

Compatible Products - Kompatible Produkte

BATIUM 25/24 X

GYSFLASH 30.24, 50.24 & 101.24

GYSFLASH 103.24 & 53.48

Pb — 9 STEP

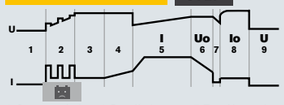

1. Status analysis
2. Recovery
3. Sulphation test
4. Desulfation
5. Fast charge 80%
6. Absorption
7. Test Absorption
8. Brewing
9. Floating 100%

YouTube

Lithium Ready LiFePO4 — 9 STEP LiFePO4

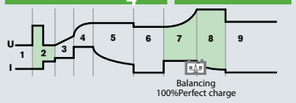

1. Status analysis
2. UVP Wake Up
3. Recovery
4. Fast charge 90%
5. Absorption 95%
6. Test
7. Completion
8. Ionic mixing
9. Floating 100%

	TYPE	6 h	7 h	8 h	9 h	10 h	11 h	12 h	13 h	14 h	CURRENT
24 V	BATIUM 25.24 X	liquid	75 Ah	90 Ah	120 Ah	125 Ah	130 Ah	140 Ah	155 Ah	165 Ah	180 Ah	25 A
24 V	GYSFLASH 30.24 HF	liquid	—	—	—	75 Ah	85 Ah	105 Ah	125 Ah	145 Ah	175 Ah	15 A
24 V	GYSFLASH 30.24 HF	gel	—	—	—	—	—	75 Ah	85 Ah	105 Ah	120 Ah	
24 V	GYSFLASH 50.24 HF	liquid	—	—	—	250 Ah	290 Ah	350 Ah	410 Ah	480 Ah	550 Ah	50 A
24 V	GYSFLASH 50.24 HF	gel	—	—	—	—	—	260 Ah	290 Ah	340 Ah	400 Ah	
24 V	GYSFLASH 51.12	liquid	130 Ah	150 Ah	180 Ah	210 Ah	240 Ah	270 Ah	310 Ah	350 Ah	390 Ah	25 A
24 V	GYSFLASH 51.12	gel	—	—	130 Ah	150 Ah	160 Ah	180 Ah	200 Ah	220 Ah	240 Ah	
24 V	GYSFLASH 101.24	liquid	390 Ah	470 Ah	550 Ah	630 Ah	720 Ah	820 Ah	930 Ah	1050 Ah	1200 Ah	100 A
24 V	GYSFLASH 101.24	gel	—	—	400 Ah	450 Ah	500 Ah	560 Ah	610 Ah	670 Ah	720 Ah	
24 V	GYSFLASH 103.24	liquid	490 Ah	580 Ah	680 Ah	790 Ah	900 Ah	1020 Ah	1160 Ah	1310 Ah	1500 Ah	100 A
24 V	GYSFLASH 103.24	gel	—	—	500 Ah	560 Ah	630 Ah	700 Ah	760 Ah	830 Ah	900 Ah	
36 / 48 V	GYSFLASH 25.48	liquid	130 Ah	150 Ah	180 Ah	210 Ah	240 Ah	270 Ah	310 Ah	350 Ah	390 Ah	25 A
36 / 48 V	GYSFLASH 25.48	gel	—	—	130 Ah	150 Ah	160 Ah	180 Ah	200 Ah	220 Ah	240 Ah	
36 / 48 V	GYSFLASH 51.48 / GYSFLASH 53.48	liquid	260 Ah	310 Ah	360 Ah	420 Ah	480 Ah	540 Ah	610 Ah	690 Ah	790 Ah	50 A
36 / 48 V	GYSFLASH 51.48 / GYSFLASH 53.48	gel	—	—	260 Ah	300 Ah	330 Ah	370 Ah	400 Ah	440 Ah	470 Ah	

100 A		**Cables Anderson 175A/Texas** 5 m - 25 mm² 025721
100 A		**Cables REMA 160A/Texas** 5 m - 25 mm² 025714
15 A / 50 A		**Cables REMA 160A/Anderson** 5 m - 16 mm² 069091
30 A / 50 A		**Cables Anderson 175A/Anderson** 5 m - 16 mm² 069107

BOOSTERS
LITHIUM INSIDE

SPECIAL HOBBY • Non professional use • Utilisation non professionnelle • Nicht für gewerblichen Gebrauch.

START ENGINE

POWER BANK

LIGHT

12 V

NOMAD POWER VAC 350
400 A

0,26 m - 5,26 mm² → AWG10

028937

ACCESSORIES
included for NOMAD POWER **VAC 350**

SMART CABLE
MULTI SECURITIES

NOMAD POWER 300
350 A

0,28 m - 5,2 mm² → AWG10

025875

ACCESSORIES
included for NOMAD POWER **300**

NOMAD POWER 400
500 A

0,28 m - 5,2 mm² → AWG10

025882

ACCESSORIES
included for NOMAD POWER **400**

NOMAD POWER 500
550 A

0,4 m - 8,3 mm² → AWG8

027145
UK : 069633

ACCESSORIES
included for NOMAD POWER **500**

NOMAD POWER PRO 700
600 A

0,26 m - 8,3 mm² → AWG8

027510
UK : 028838

ACCESSORIES
included for NOMAD POWER **PRO 700**

SMART CABLE
MULTI SECURITIES

12 / 24 V

NOMAD POWER PRO TRUCK
600 A

0,55 m - 13,3 mm² → AWG6

027527
UK : 028845

ACCESSORIES
included for NOMAD POWER **500**

12 V

NOMAD POWER PRO 12 XL
1000 A

0,8 m - 21 mm² → AWG4

025912

24 V

NOMAD POWER PRO 24 XL
1400 A

0,8 m - 21 mm² → AWG4

025905

ACCESSORIES
included for

NOMAD POWER **PRO 12 XL**
NOMAD POWER **PRO 24 XL**

	LITHIUM CAPACITY/CELL	TYPE	FULL CHARGE	Start (6 V)	Cranking CC	Peak Battery	J (3s)	START PETROL & DIESEL	CABLE	MULTI SECURITIES	INPUT	MICRO USB	OUTPUT	POWER BANK		OBD	cm	kg
NP VAC 350	2.5 Ah - 37 Wh	NMC	5 h	400 A	800 A	1000 A	9000 J	12 V	5 V- 2 A	•	5 V/2 A	5 V/2 A (Type C)	5 V/2 A	•	2	—	27.2 × Ø 6.5	0.48
NP 300	2.5 Ah - 37 Wh	NMC	5 h	350 A	700 A	900 A	8000 J	12 V	12 V 5 V- 2.1 A	•	5 V/2 A	—	5 V/9V/12V - 5 V/2 A	•	2	—	14.6 × 7.8 × 3.1	0.365
NP 400	3 Ah - 45 Wh	NMC	5 h	500 A	1000 A	1200 A	11000 J	12 V	12 V 5 V- 2.1 A	•	5 V/2 A	—	5 V/9V/12V - 5 V/2 A - 15V/5A	•	2	—	17.5 × 8.4 × 3.1	0.498
NP 500	5.25 Ah - 77.7 Wh	NMC	6 h	550 A	1300 A	1500 A	12000 J	12 V	12 V 5 V- 2 A	•	5 V/2 A 9 V/2 A	—	5 V/1A - 5 V/2.1 A	•	2	—	22.5 × 9.1 × 3.4	0.610
NP PRO 700	6 Ah - 92.5 Wh	NMC	9 h	600 A	1500 A	2000 A	14000 J	12 V	—	•	9 V/2 A 12 V/1.5 A	5 V/2 A (Type C)	5 V/2.4 A - 9 V/2 A 12 V/1.5 A - 15 V/10 A	•	2	—	22.8 × 10 × 3.8	0.82
NP PRO TRUCK	5.3 Ah - 137 Wh	NMC	10 h	600 A	1500 A	2000 A	12 V : 14000 J 24 V : 35000J	12 V/24 V	—	• Integrated	9 V/2 A 12 V/1.5 A	5 V/2 A (Type C)	5 V/1 A - 5 V/2.1 A - 12 V/10 A	•	2	•	24.8 × 24.8 × 9.6	2.4
NP PRO 12XL	8 Ah - 118.4 Wh	NMC	5 h	1000 A	1800 A	3000 A	22000 J	12 V	12 V/15 A 4 A	—	18 V/2 A	—	5 V/2.1 A - 12 V/3.5 A 12 V/10 A - 19 V/3.5 A	•	2	•	27.4 × 27.8 × 11	5.6
NP PRO 24XL	8 Ah - 236.8 Wh	NMC	10 h	1400 A	2400 A	3000 A	60000 J	24 V	12 V/15 A 4 A	—	18 V/2 A	—	5 V/2.1 A - 12 V/3.5 A 12 V/10 A - 19 V/3.5 A	•	2	•	27.4 × 27.8 × 11	5.6

MADE IN CHINA

Recommendation	
NP VAC 350	5 › 70 Ah
NP 300	5 › 70 Ah
NP 400	5 › 90 Ah
NP 500	5 › 120 Ah
NP 700	5 › 140 Ah
NP PRO TRUCK	5 › 140 Ah; Max capability (minimum charge needed)
NP PRO 12XL	5 › 180 Ah
NP PRO 24XL	› 240 Ah

BOOSTERS
SUPER CAPACITOR INSIDE

BATTERYLESS - SANS BATTERIE
- OHNE BATTERIE

NEW TECHNOLOGY - FULL ELECTRONIC CONTROL

- ✓ NO BATTERY INSIDE
- ✓ NO MAINTENANCE
- ✓ ALWAYS READY
- ✓ BOOSTER SANS BATTERIE INTERNE
- ✓ AUCUNE MAINTENANCE
- ✓ TOUJOURS PRÊT
- ✓ KEINE INTERNE BATTERIE
- ✓ KEINE WARTUNG
- ✓ IMMER BEREIT

EASY TO USE

2 minutes!

-40/+65°C

SUPERCAPACITORS

- ✓ 1 MILLION CYCLES
- ✓ ULTRA FAST CHARGE
- ✓ NO CHARGE STORAGE
- ✓ UNLIMITED STARTS

SMART STARTER

FULL PROTECTION

-40/+65°C

SMART STARTER MANAGEMENT SYSTEM

STARTRONIC 800

800 A | 12 V | GO > 5 V

026735

5× 800 F INSIDE

INCLUDED

CIGARETTE LIGHTER for Easy charge

STARTRONIC 800 & HYBRID 950

027404

12 V

STARTRONIC HYBRID 950

SUPERCAPACITORS + LITHIUM

950 A | 12 V | GO > 1 V

026117

Digital control

PROFESSIONAL • IMMEDIATE
HYBRID TECHNOLOGY
UNIVERSAL STARTER

- ✓ SMART
- ✓ SECURITY
- ✓ POWER

5× 950 F + Lithium INSIDE

INCLUDED
STARTRONIC HYBRID 950

Lithium battery

027411

12 V | 5× 3000 F INSIDE

GYSCAP 680E

1600 A | 12 V | GO > 1 V

026773

1.7 m - 25 mm² Cables 100% Cu

Homologations / Approvals / Zulassungen : PSA17.1716

24 V | 10× 3000 F INSIDE

GYSCAP 24V

2500 A | 24 V | GO > 2 V

028944

2 m - 50 mm² Cables 100% Cu

INCLUDED
CIGARETTE LIGHTER for Easy charge
1.5 m

12 V

GYSCAP 680E / GYSCAP 24V

OPTION
GYSFLASH 4.12
p.6

F5
p.14

GYSCAP 680E / GYSCAP 24V

		I 1V/C	I START ICC	I Peak		Number of Capacitors	Integrated Inverter	INPUT CHARGE / Charging time: 12 V OFF	12 V ON	12 V / 10 A OFF	12 V / 10 A ON	5 V / 2 A MICRO USB Type B		internal lithium battery	cm	kg
MADE IN CHINA	STARTRONIC 800	800 A	1 400 A	–	12 V	5 × 800 F	•	4 min	60 s	4 min	4 min	5 V/2 A	40 min	–	26,7 × 19.5 × 5	1,86
MADE IN CHINA	STARTRONIC HYBRID 950	950 A	1 660 A	–	12 V	5 × 950 F	•	4 min	60 s	4 min	4 min	5 V/2 A	40 min	30 min	25 × 18.5 × 6	1,86
MADE IN FRANCE	GYSCAP 680E	1 600 A	2 700 A	9 000 A	12 V	5 × 3000 F	•	15 min	2 min	15 min	15 min	–	–	–	35 × 44 × 19	8,2
MADE IN FRANCE	GYSCAP 24V	2 500 A	4 500 A	10 000 A	24 V	10 × 3000 F	•	15 min	2 min	30 min	30 min	–	–	–	32 × 49 × 21.5	12

Recommendation														
STARTRONIC 800	5 < 90 Ah													
STARTRONIC HYBRID 950	5 < 100 Ah													
GYSCAP 680 E	5 < 150 Ah													
GYSCAP 24V												225 Ah		

BATTERY TESTERS
POWER INVERTER
PORTABLE ENERGY

TRADITIONAL TESTERS	64
DIGITAL TESTERS	64
TESTERS & PRINTER	66
POWER INVERTER	68
PORTABLE ENERGY	70

TESTERS TRADITIONAL

TBP 100
6/12 V | 20 › 100 Ah
055131

TBP 500
12 V | 10 › 160 Ah
055148

TESTERS DIGITAL

Wireless battery monitor
Indicateur de charge sans fil
12/24 V | 7 › 240 Ah
024212

BTW 6V/12V
6/12 V | 7 › 240 Ah
ALTERNATOR 12/24 V | START STOP
077355

BT 001
12 V | 7 › 230 Ah
056640

NBT 100
12 V | 20 › 150 Ah
024151

NBT 200
12 V | 20 › 150 Ah
ALTERNATOR 12 V
024168

x1
Languages
Sprachen

DBT 300
12 V | 4 › 150 Ah
ALTERNATOR 12 V
024175

x10
Languages
Sprachen

DBT 350
12 V | 7 › 240 Ah
START STOP | ALTERNATOR 12/24 V
025868

COLOR SCREEN

- ALTERNATOR
- CAR & MOTORCYCLE TEST

- WAVEFORM

- REVIEW WAVEFORM HISTORY

x12
Languages
Sprachen

NEW
07 2023

DBT 500
6/12 V | 7 › 240 Ah
ALTERNATOR 12/24 V
079823

YouTube
PLAYLIST
BATTERY TESTERS

				TEST											
				BATTERY A	BATTERY V	CHARGE & START SYSTEM VEHICLE	PRINT PAPER	DIGITAL	RESULT		TEMPERATURE COMPENSATION		kg	cm	L×W×H cm / kg
MADE IN CHINA	TBP 100	6-12 V	20 › 100 Ah	•	•	12V	—	—	5/10s	15 min	—	—	1.5	16×1.8×30	30.7×17.2×10.3 / 1.5
	TBP 500	12 V	10 › 160 Ah	•	•	12V	—	—	15s	15 min	—	—	3.75	27×26×13	31×28.6×18.2 / 3.8
	BTW 6V/12V	6-12 V	7 › 240 Ah	—	min 4,5 V	12/24 V	—	—	1s	instant	•	—	0.11	11×3×2	7.5×4.5×16.4 / 0.16
	BATTERY MONITOR	12-24 V	7 › 240 Ah	—	min 7 V	12/24 V	—	—	1s	instant	•	—	0.1	6.5×5×1.5	5×6.5×31 / 0.12
	BT 001	12 V	7 › 230 Ah	—	•	12 V	—	LED	1s	instant	—	—	0.29	3×12×1.5	24.2×11.8×2.4 / 0.29
MADE IN TAIWAN	NBT 100	12 V	20 › 150 Ah	•	min 7 V	—	—	•	1s	instant	—	—	0.25	7×1.5×12	5×18×25.8 / 0.3
	NBT 200	12 V	20 › 150 Ah	•	min 7 V	12 V	—	•	1s	instant	—	—	0.25	7×1.5×12	5×18×25.8 / 0.3
	DBT 300	12 V	4 › 150 Ah	•	min 4,5 V	12 V	—	back-lit /rétro-éclairé	1s	instant	—	—	0.25	12×7.9×22.7	5×18×25.8 / 0.3
	DBT 350	12 V	7 › 240 Ah	•	min 8 V	12 / 24 V	—	back-lit /rétro-éclairé	1s	instant	•	—	0.8	9.6×3×13.8	6.5×10.5×21 / 0.35
MADE IN CHINA	DBT 500	12-24 V	7 › 240 Ah	•	min 5 V	6 / 12 V	—	color screen 2.4"	1s	instant	•	—	0.3	8×2×14	—

Recommendation	Battery/Batteries/ Ladegeräte	Alternator Circuit/ Circuit alternateur/ Lichtmaschineschaltkreis		LIQUID	START /STOP ENGINE	EFB	AGM VRLA/GEL						CURRENT CCA SAE
TBP 100	6V 12V		12V	•	—	—	—		20 › 100 Ah				—
TBP 500	12V		12V	•	—	—	—		10 › 160 Ah				0 >1000 A
BTW 6V/12V	6V 12V		12V	•	•	•	•	7 › 240 Ah					10 > 2000 A
BATTERY MONITOR	12V 24V		12V / 24V	•	•	•	•	7 › 240 Ah		7 › 240 Ah		—	
BT 001	12V		12V	•	•	•	•	7 › 230 Ah		7 › 230 Ah			—
NBT 100	12V		—	•	—	—	—			20 › 150 Ah			200 > 1200 A
NBT 200	12V		12V	•	—	—	—			20 › 150 Ah			200 > 1200 A
DBT 300	12V		12V	•	—	•	•	4 › 150 Ah		4 › 150 Ah			40 > 1200 A
DBT 350	12V		12V / 24V	•	•	•	•	7 › 240 Ah		7 › 240 Ah			40 > 2000 A
DBT 500	6V 12V		6V / 12V	•	•	•	•	7 › 240 Ah					100 > 2000 A

Languages - Sprachen

	GB	FR	DE	IT	ES	PT	CZ	NL	PL	RU	TR	CN	JP	KR	IR
DBT 300															
DBT 350															
DBT 500															
PBT 550															
PBT 600															
PBT 700															
BT 2010															
PBT 812															
PBT 824															
BTW 6V/12V															

TESTERS

TESTERS & PRINTER

YouTube
PLAYLIST
BATTERY TESTERS

×6 Languages Sprachen

Approvals
Homologations
Zulassungen

0.65 m

×5 Languages Sprachen

1.2 m

×10 Languages Sprachen

PRINTER • 12 V

PBT 550

12 V | 30 › 220 Ah
START STOP | ALTERNATOR 12 V

024199

×2 (included)
056633

PBT 600

12 V | 30 › 220 Ah
START STOP | ALTERNATOR 12/24 V

024205

×2 (included)
056633

PBT 700

12 V | 7 › 240 Ah
START STOP | ALTERNATOR 12/24 V

024229

Standard 57 mm (W)
×1 (included)
056237

				TEST			PRINT PAPER	DIGITAL	RESULT		TEMPERATURE COMPENSATION		kg	cm	L × W × H cm / kg
				A	V	CHARGE & START SYSTEM VEHICLE									
MADE IN CHINA	PBT 550	12 V	30 › 220 Ah	•	min 6 V	12 V	•	back-lit/rétro-éclairé	1s	instant	•	—	0.55	55 × 25	29 × 23 × 9 / 0.9
MADE IN CHINA	PBT 600	12 V	30 › 220 Ah	•	min 8 V	12 / 24 V	•	back-lit/rétro-éclairé	1s	instant	•	—	1.1	55 × 25	29 × 23 × 9.5 / 1.3
MADE IN TAIWAN	PBT 700	12 V	7 › 240 Ah	•	min 8 V	12/24 V	•	back-lit/rétro-éclairé	1s	instant	•	—	0.7	23,5 × 10.2 × 6.8	40.5 × 28 × 9 /1.9
MADE IN TAIWAN	BT 2010 DHC	6-12 V	7 › 240 Ah	•	min 1.5V	12/24 V	•	back-lit/rétro-éclairé	1s	instant	•	6 x 1.5 V LR6-AA	0.7	13 × 6.4 × 25.1	47.6 × 34.4 × 11.8 / 3
MADE IN TAIWAN	PBT 812	6-12 V	7 › 240 Ah	•	min 1.5V	12/24 V	•	color TFT display 2.8"	1s	instant	•	6 x 1.5 V LR6-AA or 18650 lithium battery(not included)	0.7	28 × 14 × 7.5	—
MADE IN TAIWAN	PBT 824	6-12 -24 (2x12) V	7 › 240 Ah	•	min 1.5V	12/24 V	•	back-lit 4 colors /rétro-éclairé	1s	instant	•	6 x 1.5 V LR6-AA	0.7	25 × 4.5 × 13	40 × 28 × 9 / 2.3

Battery-management software - Gestion logicielle de la batterie - Software batterie management

COMPATIBILITY
USB Barcode scanner 1D/2D for BT2010, PBT 812, PBT 824
027718
p.28

×9 Languages Sprachen

1.8 m

×10 Languages Sprachen

NEW 06 2023

1.8 m

×10 Languages Sprachen

LCD COLOR

1.8 m

PRINTER • 6/12 V

BT2010 START-STOP DHC

6/12 V | 7 › 240 Ah
START STOP | ALTERNATOR 12/24 V

055339

PBT 812

6/12 V | 7 › 240 Ah
START STOP | ALTERNATOR 12/24 V

076686

Included for BT2010 / PBT 812 / PBT 824

1.3 m
0.5 m *detachable
M/F plug

Clamps
056510

Standard 57 mm (W)
×1
056237

PRINTER • 6/12/24 V (2x12)

PBT 824

6/12/24(2X12)V | 7 › 240 Ah
START STOP | ALTERNATOR 12/24 V

025738

056220	x2	37 mm	7.5 m	25 mm	BT 301 / BT 501 / BT 551
056237	x1	57 mm	28 m	50 mm	RT 777 / PBT 700 / PBT 812 / PBT 824 / BT 2010
056633	x2	57 mm	7.5 m	25 mm	PBT 550 / PBT 600 / PBT 700 / PBT 812 / PBT 824 / BT 2010 / SPM

Recommendation	Battery/Batteries/ Ladegeräte	Alternator Circuit/ Circuit alternateur/ Lichtmaschinenschaltkreis		PRINT PAPER	LIQUID	START /STOP ENGINE	EFB	AGM VRLA/GEL							CURRENT CCA SAE
PBT 550	12V		12 V	•	•	•	•	•			30 › 220 Ah				100 > 2000 A
PBT 600	12V		12 V 24 V	•	•	•	•	•			30 › 220 Ah				100 > 2000 A
PBT 700	12V		12 V 24 V	•	•	•	•	•	7 › 240 Ah		7 › 240 Ah				40 > 2000 A
BT 2010 DHC	6V 12V		12 V 24 V	•	•	•	•	•	7 › 240 Ah						40 > 3000 A
PBT 812	6V 12V		12 V 24 V	•	•	•	•	•	7 › 240 Ah						25 > 3000 A
PBT 824	6V 12V 24V (2X12)		12 V 24 V	•	•	•	•	•	7 › 240 Ah						40 > 2000 A

POWER INVERTER

12/24 V DC › 230 V AC

Available for UK socket

MSW / PSW TECHNOLOGY

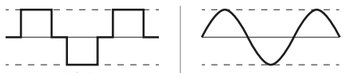

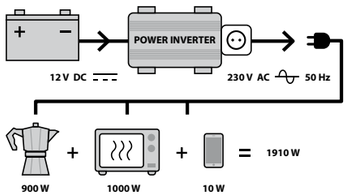

- Low volt / Over volt / Over load / Overheating / Output short-circuit
- Tension faible / Surtension / Surcharge / Surchauffe / Court-circuit
- Unterspannung / Überspannung / Überlastung / Überhitzung / Kurzschluss am Ausgang

Power based on output voltage

Puissance en fonction de la tension de sortie

Leistung in Abhängigkeit von der Ausgangsspannung

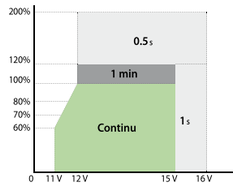

Power based on temperature

Puissance en fonction de la température

Leistung in Abhängigkeit von der Temperatur

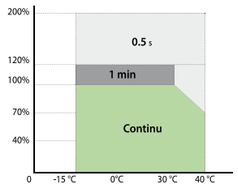

PSW REMOTE CONTROL

For 601W-12

For 1002W RC-12, 1502W RC-12, 2002W RC-12, 2002W RC-24

Input = 888 V
Output = 888 W

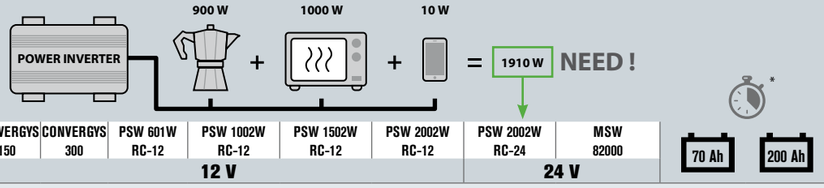

SELECT THE RIGHT POWER INVERTER
- CHOISISSEZ VOTRE CONVERTISSEUR
- WÄHLEN SIE IHREN WECHSELRICHTER

	CONVERGYS 150	CONVERGYS 300	PSW 601W RC-12	PSW 1002W RC-12	PSW 1502W RC-12	PSW 2002W RC-12	PSW 2002W RC-24	MSW 82000	70 Ah	200 Ah
	12 V						24 V			
HOME APPLIANCE - ÉLECTROMÉNAGER										
Microwave - Micro-Ondes - Mikrowelle				700 - 1000 W					30 - 50 min	1 h 30 - 2 h
Toaster - Grille Pain					800 - 1500 W				20 - 40 min	1 h - 2 h
Fridge - Réfrigérateur - Kühlschrank (40 L)				45 W					12 h	35 h
Kettle - Bouilloire - Wasserkocher				700 - 2500 W					15 - 45 min	35 min - 2 h
Espresso coffee maker - Cafetière espresso - Espresso-Maschine				1000 - 1600 W					20 - 30 min	1 h - 1 h 30
Drip coffee maker - Cafetière filtre - Filterkaffee-Maschine				800 - 1200 W					25 - 40 min	1 h 30 - 2 h
ELECTRONIC - ÉLECTRONIQUE										
Mobile phone - Téléphone - Telefon				5 - 10 W					55 - 110 h	155 - 310 h
Laptop - Ordinateur portable				60 - 95 W					5 - 9 h	16 - 28 h
Radio				10 - 40 W					14 - 55 h	40 - 155 h
TV 15"				40 W					13 h 30	39 h
TV 21"				50 W					11 h	31 h
Video game console - Console de jeux vidéo - Konsole für Videospiele				39 - 100 W					5 - 13 h	16 - 39 h
Camera - Appareil photo - Fotoapparat				4 - 19 W					25 - 135 h	78 - 390 h
-COMFORT - CONFORT										
Light - Eclairage - Beleuchtung				100 W					5 h 30	16 h
Electrical heater - Chauffage électrique - Elektrische Heizung						1800 - 2500 W			12 - 20 min	35 - 45 min
Fan - Ventilateur - Lüfter				50 W					11 h	31 h
Hairdryer - Sèche cheveux - Fön				1000 - 2000 W					15 - 30 min	45 min - 1h 30
SAILING - NAUTISME										
Navigation lights - Feux de navigation - Navigationslichter				24 W					30 h	80 h
Radar				24 W					30 h	80 h
Autopilot mode - Pilote automatique				60 W					9 h	30 h
GPS/Sat nav. - GPS				6 W					110 h	310 h

$$\text{* Usage duration (h)} = \frac{80\,\% \times \text{Capacity (Ah)} \times \text{Optimum Efficiency (\%)} \times \text{Input DC (V)}}{\text{Power (W)}}$$

MADE IN CHINA	Power	Peak power	Pure Sin Wave	Optimum Efficiency	Input DC	Output AC	Output USB (2.1) DC	max 150 W			Universal				cm	L × W × H cm / kg
CONVERGYS 150	150 W	300 W	—	90,5 %	12 V	230 V	5 V · 2 A	•	—	1.5 mm²	•	—	—	0,5 kg	N/A	8 × 16.5 × 24.7 / 0.45
CONVERGYS 300	300 W	600 W	—	85 %	12 V	230 V	5 V · 2 A	•	•	2.5 mm²	•	—	—	0,95 kg	N/A	21.3 × 20 × 6.8 / 0.95
PSW 601W RC-12	600 W	1200 W	•	90 %	12 V	230 V	5 V · 2 A	—	cables	6 mm²	•	•	5 m	2,2 kg	26.5 × 17 × 7.5	31 × 22 × 12 / 2.3
PSW 1002W RC-12	1000 W	2000 W	•	90 %	12 V	230 V	5 V · 2 A	—	cables	10 mm²	•	•	5 m	4,7 kg	37.5 × 21 × 10	44 × 27 × 16 / 4.5
PSW 1502W RC-12	1500 W	3000 W	•	90 %	12 V	230 V	5 V · 2 A	—	cables	16 mm²	•	•	5 m	5 kg	37.5 × 21 × 10	44 × 27 × 16 / 4.6
PSW 2002W RC-12	2000 W	4000 W	•	90 %	12 V	230 V	5 V · 2 A	—	cables	22 mm²	•	•	5 m	6,25 kg	38.5 × 25 × 10	43 × 32 × 16.5 / 5.7
MSW 82000	2000 W	4000 W	—	80 %	24 V	230 V	5 V · 2 A	—	cables	12 mm²	•	•	—	5,8 kg	35 × 20 × 28	45.3 × 26.8 × 16.1 / 4.9
PSW 2002W RC-24	2000 W	4000 W	•	90 %	24 V	230 V	5 V · 2 A	—	cables	12 mm²	•	•	5 m	6,25 kg	38.5 × 25 × 10	43 × 32 × 16.5 / 5.7

12 V CONVERGYS

CONVERGYS 150
027022
: 027039

CONVERGYS 300
027053
: 027046

12 V PSW PURE SINE WAVE

PSW 601W RC-12
067332
: 067349

PSW 1002W RC-12
067356
: 067363

PSW 1502W RC-12
067370
: 067387

PSW 2002W RC-12
067394
: 067400

24 V MSW MODIFIED SINE WAVE

MSW 82000
027237
: 027244

24 V PSW PURE SINE WAVE

PSW 2002W RC-24
067417
: 067424

INCLUDED FOR ALL

PORTABLE ENERGY

12 V › 230 V

USING TIME	50 W	100 W	250 W	500 W	1000 W	2200 W
POWER PACK 520	8 h	4 h	1 h 40	50 min	—	—
POWER PACK 1300	20 h	10 h	4 h	2h	1 h	—
POWER PACK 1500	22 h	11 h	4 h 30	2 h 15	1 h 05	30 min

FULL PROTECTION

Short-circuit protection,
Over-current protection,
Over-voltage protection,
Under-voltage protection
Over-load protection,
Temperature protection

4in1

1 — 230 V - 50 Hz / 500 W

UNIVERSAL OUTPUT

Type C / E / F / G / I

2 — 12 V / 12 A

x1 Cigarette lighter + x2 DC

3 — USB

x1 Type C 5V/3A ; 9V/3A ; 12V/3A 15V/3A ; 20V/2.25A + x1 QuickCharge 3.0 5V/3A ; 9V/2A ; 12V/1.5A

Dual x2 5V/3.1A (Single : 2.4A Max)

4 — LIGHT

3 MODES
- Light
- S.O.S
- Spot

MPPT integrated

Solar panel compatibility

POWER PACK 520

518 Wh | 20 Ah

027961

	LITHIUM CAPACITY/ CELL	LITHIUM FULL CHARGE	TYPE	I Start	I Peak	Nb cycles		POWER OUT	INPUT	OUTPUT	POWER SUPPLY		LIGHT	kg	mm	L × W × H cm / kg
POWER PACK 520	518 Wh	8 h - 10 h depending on the charging mode	LiPo	—	—	1000	Pure Sine Wave	500 W	12-30V 80W max	5 V/3 A ; 9 V/2 A ; 12 V/1.5 A 12 V/12 A ; 5 V/3.1 A 230 V/50 Hz/500 W (AC) × 2	•	3 + 1 (MICRO USB - Type C)	1 × LED	5.14	26.4 × 23.4 × 16.3	33,5 × 23 × 34.5 / 6.2
POWER PACK 1300	1280 Wh	7 h - 12 h depending on the charging mode	LFP	500 A	1000 A	2000	Pure Sine Wave	1000 W	12-30V 200W max	5 V - 9 V - 12 V - 16 V/3 A 20 V/3 A ; 20V/5 A ; 12 V/10 A 230 V/50 Hz × 3	•	4 + 2 (MICRO USB - Type C)	1 × LED	17.5	36 × 27 × 28	45 × 39 × 39 / 20.6
POWER PACK 1500	1408 Wh	8 h - 12 h depending on the charging mode	LFP	500 A	1000 A	2000	Pure Sine Wave	2200 W	12-30V 200W max	5 V - 9 V - 12 V - 16 V/3 A 20 V/3 A ; 20V/5 A ; 12 V/10 A 230 V/50 Hz × 3	•	4 + 2 (MICRO USB - Type C)	1 × LED	19.5	36 × 27 × 28	—

CHARGE

Solar panel

monocrystalline - ETFE quality
18V - 100 W max

OUTPUT
USB 1 : 5V/3A
USB 2 : 5V/3A ; 9V/2A ; 12V/1.5A
Type C : 5V/3A ; 9V/2A ; 12V/1.5A
Jack :18V/5.6A max

compatible with
Power pack 520, 1300, 1500, Energys DC/DC

079410



NEW 08 2023

INCLUDED

MPPT integrated

Solar panel compatibility

5in1

POWER PACK 1300

1280 Wh | 50 Ah

071988

POWER PACK 1500

1408 Wh | 55 Ah

NEW 04 2023

078697

ACCESSORIES included for
POWER PACK 1300 / POWER PACK 1500

1 — 230 V / 50 Hz

Type C / E / F (euro plug)

2 — USB

x2 Type C 5V/3A ; 9V/3A ; 12V/3A 15V/3A ; 20V/2.25A + x1 QuickCharge 3.0 5V/3A ; 9V/2A ; 12V/1.5A

Dual x3 5V/3.1A (Single : 2.4A Max)

3 — 12 V / 12 A

x1 Cigarette lighter + x2 DC

4 — BOOSTER

12 V PETROL & DIESEL

5 — LIGHT

5 MODES
- Light
(Low - Medium - High)
- S.O.S.
- Spot

RECOMMENDATION																			
POWER PACK 520	•	•	•	•	•	•	•												
POWER PACK 1300	•	•	•	•	•	•	•	•	•	•	•	•	•	•	•				
POWER PACK 1500	•	•	•	•	•	•	•	•	•	•	•	•	•	•	•	•	•	•	•

JUMPER CABLES
EV CABLES
ACCESSORIES

JUMPER CABLES	74
EV CHARGING	75
ACCESSORIES	76

JUMPER CABLES

320 A › 1000 A

056206				
564015				
056404				
056602				
056190				
056312				
056329				
056336				
027695				
056343				
056558				
056541				
056619				

BOOSTER CABLES - Câbles de démarrage - Starterkabel - Cables de arranque - Cavi di avviamento



DIN 72553		ESSENCE BENZINE PETROL	DIESEL			TYPE
027695	350 A	5,5 l	3 l	3,5 m	25 mm²	≈ Ø Cu

TYPE	Ø	%I
CCA		
≈ Cu		
100% Cu		

PRO BRASS CLAMPS

BRASS CLAMPS, NOT INSULATED - Pinces laiton, non isolées - Messingklemmen, nicht isoliert - Pinzas de latón, no aisladas - Morsetti in ottone non isolati

MADE IN CHINA

MADE IN FRANCE

			x 8		TYPE
056206	320 A	3 m	—	16 mm²	(CCA)
564015	500 A	3 m	—	25 mm²	(CCA)
056404	700 A	4,5 m	—	35 mm²	(CCA)
056602	1000 A	5,1 m	—	50 mm²	(100% Cu)
056190	1000 A	4,5 m	INCLUDED	50 mm²	(100% Cu)

PRO INSULATED CLAMPS

INSULATED CLAMPS - Pinces isolées • Isolierte klemmen • Pinzas aisladas - Morsetti isolate

MADE IN CHINA

MADE IN FRANCE

		ESSENCE BENZINE PETROL	DIESEL		x 8		TYPE	DIN 72553
056312	200 A	1,5 l		3 m	—	10 mm²	≈ Ø Cu	—
056329	320 A	2,5 l		3 m	—	16 mm²	≈ Ø Cu	•
056336	500 A	5,5 l	3 l	3,5 m	—	25 mm²	≈ Ø Cu	•
056343	700 A	7 l	4 l	4,5 m	—	35 mm²	≈ Ø Cu	•
056558	1000 A	7 l	4 l	4,5 m	INCLUDED	50 mm²	(100% Cu)	—

SUPER PRO INSULATED CLAMPS

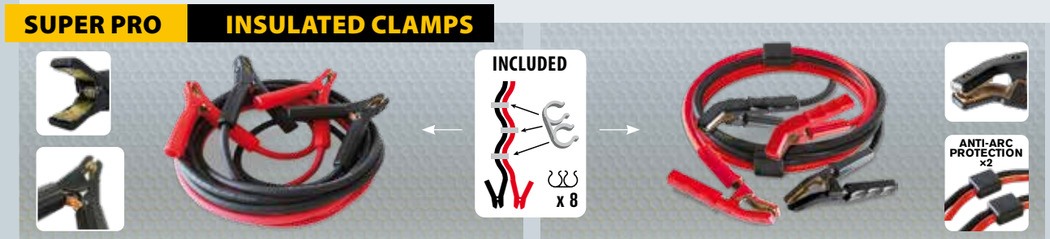

MADE IN FRANCE

				TYPE
056541	700 A	4,5 m	35 mm²	100% Cu
056619	1000 A	5 m	50 mm²	100% Cu

EV CHARGING

Rechargement EV • Laden für Elektrofahrzeuge • Carga de EV • Ricarica per veicoli elettrici

10 A › 32 A

Power	10 A	13 A	16 A	20 A	32 A
230V	2.3 kW	2.9 kW	3.7 kW	4.6 kW	7.4 kW
400V	6.9 kW	8.9 kW	11 kW	14 kW	22 kW

INCLUDED

more output options...

10 A / 13 A / 16 A / 20 A / 32 A
available on request

IP 55

23 × 16 × 9 cm
46 × 20.5 × 38 cm / 6 kg

SUPER PRO SMART EV CHARGE

10 → 32A | 1ph / 3ph

075320

TIMER FUNCTION
Delay start 1h → 24h

EV CHARGING - PORTABLE

10/16 A | 1 ph

028975

EV CHARGING - STANDARD CABLES

32 A | 1 ph — NEW 07 2023

079687

32 A | 3 ph — NEW 07 2023

079694

EV CHARGING - SPIRAL CABLE

32 A | 1 ph

028982

	IP	U1	I1	P				
SUPER PRO SMART EV CHARGE	55	1 ph / 3 ph + N	10/13/16/ 20/32 A	2,3 → 22kW	•	—	5 m	Type 2
EV CHARGING PORTABLE	66	1 ph	10 / 16 A	2,3 / 3,7kW	•	—		Type 2
EV CHARGING SPIRAL CABLE	66	1 ph	32 A	7,4 kW	—	•		Type 2
EV CHARGING STANDARD CABLES	55	1 ph	32 A	7,4 kW	—	•		Type 2
	55	3 ph	32 A	22 kW	—	•		

OPTION

21 × 43 × 57 cm

060432

IP67

ACCESSORIES

Clamp-on ammeter
- Pince ampèremétrique
- Strommesszange

400 A 053991
600 A 053984

CABLES EN 60245-6/H01N2-D (Rubber - Caoutchouc)

EN 60974-9

	L		A (60%)	A (35%)
16 mm²	100 m	046252	121	131
	✂ x m	046207		
25 mm²	5 m	045408	165	185
	100 m	046603		
	✂ x m	046306		
35 mm²	100 m	046702	211	243
	✂ x m	046405		
50 mm²	100 m	046801	275	323
	✂ x m	046757		
70 mm²	✂ x m	046832	351	419
95 mm²	✂ x m	046863	433	527

HIGH FLEXIBILITY ELECTRICAL CABLES

	L			A (60%)	A (35%)
10 mm²	100 m	054882	054875	88	92
	20 m	056107	056091		
16 mm²	100 m	054905	054899	120	130
	20 m	056121	056114		
25 mm²	100 m	054929	054912	164	184
	20 m	056145	056138		
35 mm²	100 m	054943	054936	210	240
50 mm²	100 m	054967	054950	273	320
70 mm²	50 m	—	056565	310	380

CLAMPS - Pinces • Klemmen • Pinzas • Garras • Ακροδέκτες • Зажимы • 充电夹

	40 A	60 A	60 A	200 A	300 A	600 A	650 A	700 A	850 A	1000 A	300 A	600 A
I 100%	30 A	60 A	60 A	100 A	200 A	120 A	120 A	120 A	170 A	200 A	-	-
I peak	75 A	150 A	150 A	200 A	300 A	600 A	650 A	700 A	850 A	1000 A	-	-
max	✂↕ 30 mm	✂↕ 25 mm	✂↕ 25 mm	✂↕ 38 mm	✂↕ 45 mm	✂↕ 40 mm	✂↕ 35 mm	✂↕ 28 mm	✂↕ 44 mm	✂↕ 55 mm	✂↕ 38 mm	✂↕ 38 mm
max	2.5 mm²	10 mm²	10 mm²	16 mm²	25 mm²	35 mm²	25 mm²	25 mm²	35 mm²	70 mm²	50 mm²	95 mm²

BATTERY TERMINAL - Cosses batterie - Polklemmen - Terminales batería - Accupool - Terminais de bateria - Πόλος μπαταρίας Контакты аккумуляторной - батареи - 电池端子



	ø 10 mm / 35 mm²		ø 13 mm / 50 mm²		ø 16 mm / 70 mm²
×1					
&					
054400					
⊕	×25 054431	×25 054332	×25 054417	×25 054356	×25 054370
⊖	×25 054448	×25 054349	×25 054424	×25 054363	×25 054387

CABLE LUGS - Cosses- - Terminal Kabelschuhe - Kabelschoen

16 mm²	M10	×10	038219
25 mm²	M10	×10	038226
35 mm²	M14	×10	038233
50 mm²	M14	×10	038240

75 mm²	M16	×10	038257
125 mm²	M15	×5	038264

25 mm²	M5	×100	047525
35 mm²	M6	×100	047532
50 mm²	M10	×100	047549

10 mm²	M16	×100	047501
16 mm²	M15	×100	047518

70 mm²	M10	×100	047556
95 mm²	M10	×50	047570

CLEANING BRUSH POLES / TERMINALES

- Nettoyeur cosses / bornes

027572

DINZE CONNECTORS - Connecteurs Texas - Stecker - Conectadores - Schakeleaars - Conectores



	I A max	mm²	Ø mm	Ø mm	Compatibility		Ref.
CFM 25.14	200	10/25	14	9	CM 25.14, CF 25.14	x1	045507
CFM 50.21	300	35/50	21	13	CM 50.21, CF 50.21	x1	045606
CFM 70.21	400	50/70	21	13	CM 70.21	x1	047488

CM

CM 25.14	200	10/25	14	9	CF 25.14	x20	045668
CM 50.21	300	35/50	21	13	CF 50.21	x10	045613
CM 70.21	400	50/70	21	13	CF 70.21	x5	045750
CM 95.24	500	70/95	24	13	CF 95.24	x5	047495

CF

CF 25.14	200	10/25	14	9	CM 25.14	x30	045651
CF 50.21	300	35/50	21	13	CM 50.21	x10	045620
CF 70.24	400	50/70	24	13	CM 70.21	x5	045736
CF 95.24	500	70/95	24	13	CM 95.24	x5	072374

QUICK CONNECTORS

ø 10 mm / 50 mm²
I max = 1000 A
054455

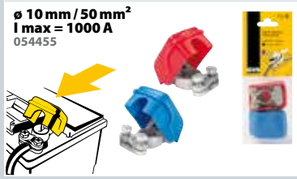

FUSES - Fusibles - Sicherungen - Fusibles - Zekeringen - Fusíveis - Ασφάλειες - Плавкие предохранители - 保险丝

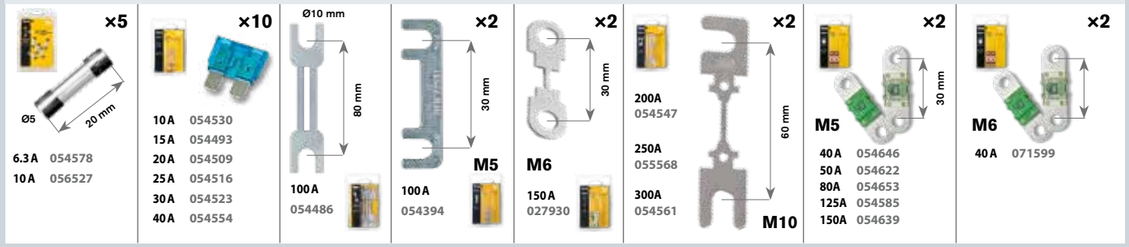

ANTI-ARC PROTECTION - Protection Anti-Arc - Lichtbogenschutz - Protección anti-arco - Piekspanningsbeveiliging - Protecção anti-faísca - Αντι-σπινθηρική προστασία - Защита против дуги - 抗电弧保护

041318

ADJUSTABLE BATTERIE CARRIER - Porte-batterie ajustable - Einstellbarer Batteriehalter - Porta-baterias ajustable - Переноска для аккумулятора

058354

ACIDIMETER (PH METER) - Pèse acide antigel - Säure/Frostschutzmittel-Tester- Acido densímetro anticongelante - Zuurweger - Medidor de PH (ácido) - Μετρητής οξύτητας (PH) - Ацидиметр (pH-метр) - 防冻酸度计

054103

SOLAR POWERED CHARGER WITH ACCESSORIES

- Kit solaire de maintien de charge avec accessoires - Solarpanel zur Ladeerhaltung mit Zubehör - Kit solar de mantenimiento de carga - Солнечная панель для поддержания заряда в наборе с аксессуарами

072411

MULTI CHARGE STATION FOR BATTERIES

- Station multicharge pour batteries
- Multi-Ladestation für Starterbatterien

Automatic charge • Charge automatique • Automatischer Ladevorgang

4 × 5A 12V (liquid/gel)
5 steps • 5 étapes • 5 Schritte
Pulse/Boost/Egalisation/100%/Floating
Maintenance/Zusatzhülsenkit

10◢100 Ah

DHC 54E
025097

MEMORY AUTO SAVE - Sauvegarde mémoire OBD - Sichetung des Speichers - Salvaguardia memorias - Salvaguardas de memória - Αυτόματη αποθήκευση ρυθμίσεων - Сохранение настроек - 记忆储存器

7 Ah INSIDE

Automatic TIMER STOP

GYSPACK OBD
054998
: 055001

OFF — After each use / Après chaque utilisation / Nach jeder Anwendung

INSIDE	MEMORY SAVER			
12 V - 7 Ah	OBD < 4 A	< 4 A	25 × 18 × 25 cm	3 kg

MADE IN P.R.C.

CABLE OBD - Câble OBD - Kabel für OBD

054202 — Fuse 7,5 A, 1,5 m

HAND LAMPS - Lampes baladeuses - Handleuchte

Lampe BALADEUSE TRIPODE 250 L
100-250 lumens (x3)

3 × 1 W COB LED
3 × 3.6 V - 300 mAh
AAA rechargeable, Ni-MH
USB charging (6h)
operating time
High position : 1 h
Low position : 3 h
Flashing : 5 h

26 × 10 × 10 cm / 960 g
20 × 10.5 × 27 cm

059955

Lampe BALADEUSE 400 L
400 lumens

COB LED
Li-ion
Charging time : 8h
operating time
High position : 2.5 h
Low position : 5 h
Top light (1 W) : 6 h

23 × 6.5 × 4 cm / 480 g
13 × 7 × 23.5 cm

059153

Lampe BALADEUSE PRO 600 L
250-600 lumens

COB LED, 80 CRI
3.7 V - 2200 mAh Li-ion
micro USB charging (3.5 h)
operating time
High position : 1.5 h
Low position : 4.5h
Top light (100 lumens) : 10 h

19 × 5.6 × 2.9 cm
520 g
9 × 13 × 23.2 cm
IP54
210g

060883

UNDER BONNET LAMP - Lampe sous capot - Leuchte für Motorhaube

Lampe SOUS CAPOT 600 L
500-1000 lumens

120 COB LED
3.7V - 4000 mAh Li-ion
charging time : 10/12 h
operating time
High position : 4 h
Low position : 8 h

26 × 10 × 10 cm
2.3 kg
23.5 × 12 × 69.5 cm

059962

Lampe SOUS CAPOT 800 L
250-800 lumens

120 COB LED
3.7V - 4000 mAh Li-ion
charging time : 10/12 h
operating time
High position : 3 h
Low position : 6 h

2kg
60.7 × 15 × 11.3 cm

058002

360° AMBIANT LAMP - Lampe ambiance 360°

Lampe AMBIANCE 360° PORTABLE 1000 L
60 > 1000 lumens

>80 CRI SMD LED
6500 K
3.7V - 5200 mAh Li-ion
USB charging (4.5 h) / USB power supply
operating time 2 > 27 h

26 × 7.5 × 7.5 cm 660 g
7.8 × 8× 35cm
IP 54

059764

INSPECTION LAMP - Lampe inspection - Inspektionslampen

Lampe INSPECTION PRO 600 L
0 > 600 lumens

6500 K
3.7 V - 2600 mAh Li-ion
operating time
1.5 > 15 h

380 × 40 × 45 mm
360 g
40 × 8.8 × 5.5 cm

057760

Lampe INSPECTION MINI 350 L
0-350 lumens NEW

COB LED
3.7 V - 1100 mAh Li-ion
USB charging (3 h)
operating time
3 > 6.5 h

IP 20

075894

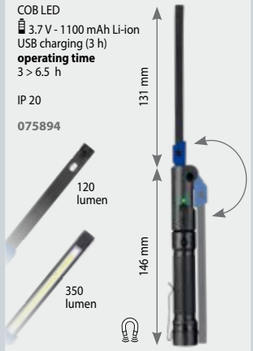

Lampe INSPECTION PRO 800 L
120-800 lumens NEW

COB LED
3.7 V - 2600 mAh Li-ion
USB charging (4 h)
operating time
2.5 > 9 h

IP 54

075900

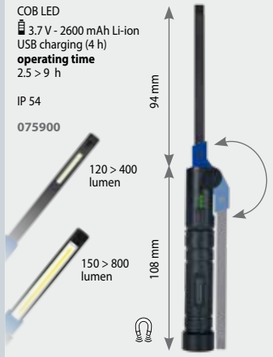

Lampe INSPECTION FRONTALE 280 L
100-280 lumens

3 W COB LED
80 CRI+, 6500 K
3.7 V - 1500 mAh Li-po
micro USB charging
operating time
High position : 2 h
Low position : 6 h

IP 65 / 7.8 × 4.7× 4.2 cm
40 × 8.8 × 5.5 cm / 200 g

060845

Lampe INSPECTION MINI 200 L
100-200 lumens

COB LED, 80 CRI, 6500 K
3.7V - 700 mAh Li-ion
micro USB charging (2.5 h)
operating time
High position : 1.5 h
Low position : 4 h
Top light : 3.5 h

IP 20/ 17.4 × 2.7× 2.8 cm
17.5 × 5 × cm / 140g

060852

WORKLIGHT WITH TRIPOD
- Projecteur sur trépied
- Arbeitsleuchte mit Standfuß

Lampe sur TRÉPIED 1800 L
1800 lumens

3× 55 COB LED
total 165 LED
1.8 m power cord

3.2 kg
95 × 14.5 × 14 cm

059146

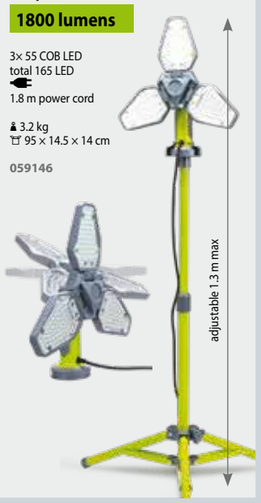

Lampe sur TRÉPIED 3000 L
3000 lumens

35 W COB LED
2 m power cord

IP 44
4.1 kg
103 × 21.5 × 10 cm

059979

Lampe sur TRÉPIED 4000 L
4000 lumens

3× 20 COB LED,
total 60 LED
3 m
power cord

6.4 kg
22 × 16 × 116 cm

059986

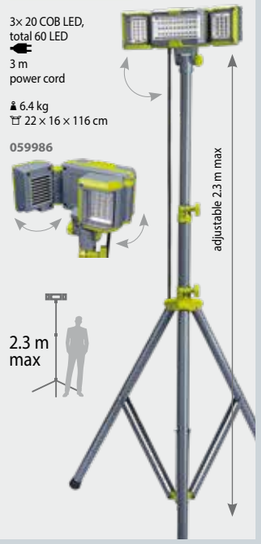

AUTOMOTIVE BATTERIES

Batteries de démarrage - Starterbatterien - Baterías de arranque - Automotive accuś - Baterias de Automóvel - Μπαταρίες αυτμάτων - Пусковые батареи - 汽车启动电池

Curves	LIQUID Calcium / Silver	Start & Stop / AGM / EFB / GEL / Optima	Unattended charge	100% charged	Maintenance	Battery desulphation	Fast Charge	Fast Charge ++
W	✓	-	-	-	-	-	-	-
W2	✓	-	✓	-	-	-	-	-
WU	✓	-	✓	-	✓	-	-	-
WUoU	✓	✓	✓	✓	✓	-	-	-
IWUoU	✓	✓	✓	✓	✓	✓	✓	-
I REGULATED IUoU FAST CHARGE	✓	✓	✓	✓	✓	-	✓	✓
7 STEP 8 STEP GYSFLASH Pb	✓	✓	✓	✓	✓	✓	✓	✓

GYSFLASH Lithium				
8 STEP Li-ion	8 STEP LiFePO4	9 STEP Li-ion	9 STEP LiFePO4	LiFePO4 / Li-ion / Li-Po / NMC / LCO / MCO / NCA...

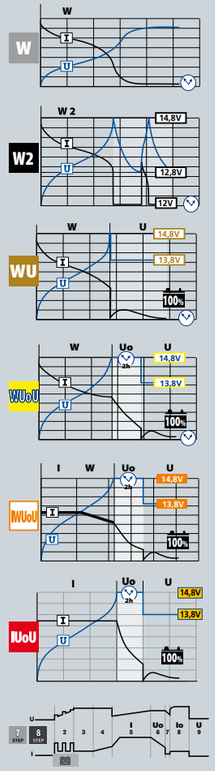

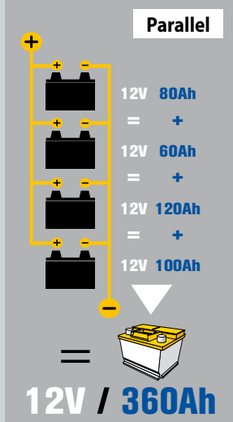

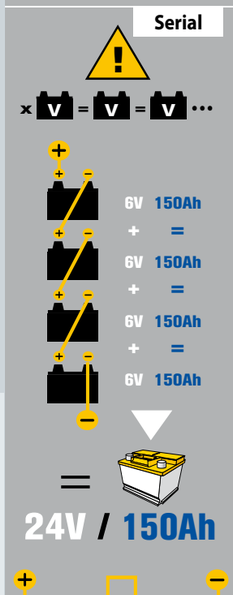

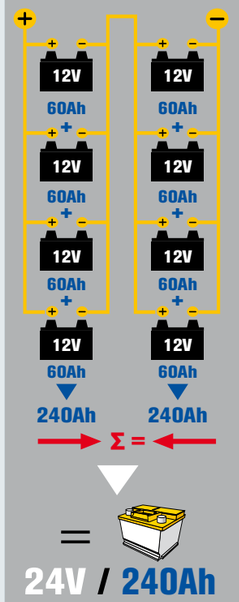

MARKETING

Catalogs and posters available for download on our website
www.gys.fr

A - Barnum
3 x 3 m
098022

B - Open Barnum
2 x 2 m
098039

C - Oriflamme
3 x 0,50 m
098015

Display stand - Podium de présentation - Podest (machines not included)

063204
A : 45 cm, B : 50 cm, C : 50 cm

063211
A : 80 cm, B : 50 cm, C : 50 cm

Retail display space with 2 shelves
- Linéaire de vente avec 2 étagères
- Lochwandregal mit 2 Böden
(machines not included)
060784

Type	FA1	FA2	SB1
complete - complet - komplett	062429	062443	061149
without display stand - sans linéaire - ohne Regal	062436	062450	062412

INVEST IN THE FUTURE

French manufacturer
since 1964

2024

Chargers, Boosters & Starters

Charge & entretien des batteries

Batterieservicegeräte-Katalog

Caricabatterie, Booster & Avviatore

Catálogo de Cargadores

GYS FRANCE

HEADQUARTERS

1 rue de la Croix des Landes
CS 54159
53941 Saint-Berthevin - Cedex
Laval - France

Tel +33 2 43 01 23 60
E-mail service.client@gys.fr

ZI, 134 bd des Loges
53941 Saint-Berthevin
Laval - France

LOGISTIC CENTER

2 Rue Jean Dausset
53810 Changé - France

Tel +33 2 43 01 54 33

GYS GERMANY

Professor-Wieler
Straße 11
52070 Aachen
Deutschland

Tel +49 241/189-23-710
Fax +49 241/189-23-719
E-mail aachen@gys.fr

GYS ITALIA

Via Porta Est, 7
30020 Marcon - VE
Italia

Tel +39 041 53 21 565
E.mail italia@gys.fr

GYS CHINA

Lot N°15
6666 bd Songze
201706 Qingpu
Shanghai
China

Tel +86 6221 4461
Fax +86 5226 0067
www.gys-china.com.cn
E-mail
contact@gys-china.com.cn

GYS UK

Unit 3 - Great Central Way
Rugby - Warwickshire
CV21 3XH
United Kingdom

Tel +44 1926 338 609
Fax +44 1926 429 764
E-mail uk@gys.fr

GYS IBÉRICA

Avenida Pirineos 31
Nave 9
San Sebastian de los Reyes
28703 Madrid
España

Tel +34 917 409 790
E.mail iberica@gys.fr

LinkedIn
Youtube
WeChat
Facebook
Instagram

www.gys.fr

Distributed by

exp 095038 • Pour signaler des erreurs dans le catalogue, contactez : catalogues@gys.fr. Document non contractuel. GYS se réserve le droit de modifier sans préavis les spécifications de ses appareils. • To report errors in the catalog, contact: catalogues@gys.fr. Document not contractual. GYS reserves the right to modify the specifications of the machines without prior notice. Irrtümer und Änderungen vorbehalten. • I.P. - 195 g • printed in May 2023